



The **AnalyST**

St. Tammany Corporation's Economic Research Publication

Spring 2022

St. Tammany Economic Snapshot

*15 data visualizations that show how
St. Tammany's community and economy have
been changed by the COVID-19 pandemic*

This report covers March through June 2022.



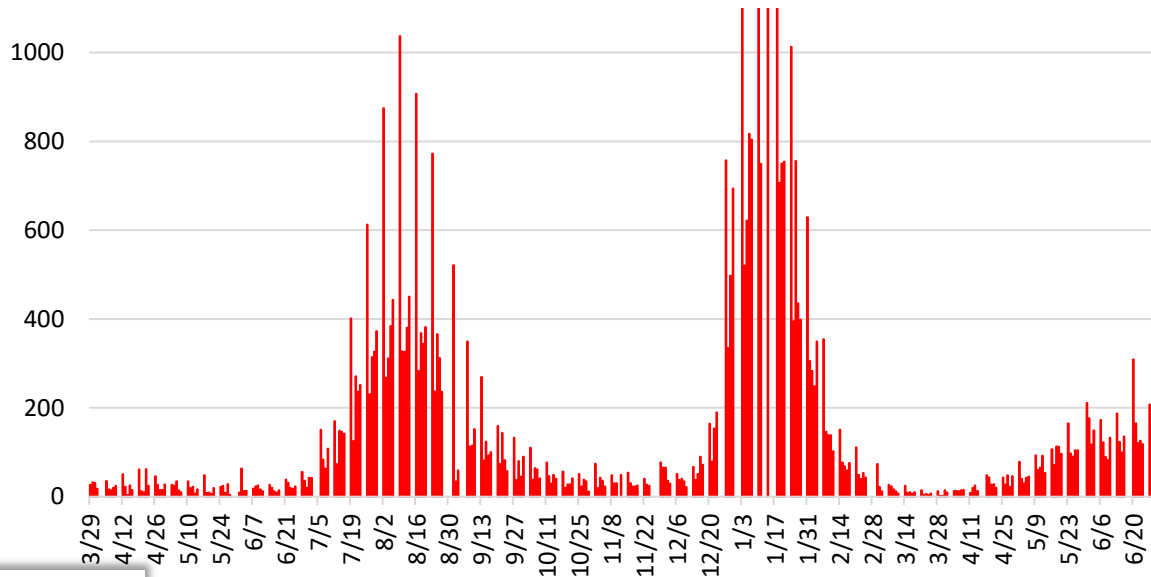
COVID-19 in St. Tammany

Total Cases

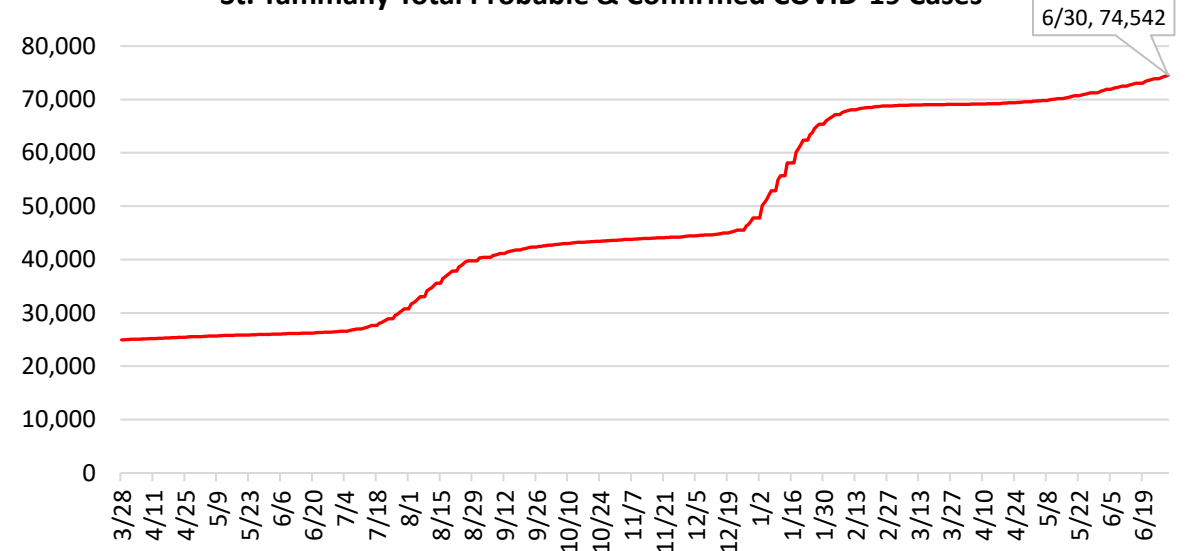
As of June 30, 2022:

- **77,964** total probable + confirmed cases
- **4,788** re-infections
- **784,662** total tests
- **26%** test positivity rate
- Average number of daily new cases during June 2022: **104** or 40 positive cases per 100,000 people
- Average number of daily new cases in June 2021: **17.1**

St. Tammany Daily Increases in COVID-19 Cases



St. Tammany Total Probable & Confirmed COVID-19 Cases



- **Note:** In early 2022, the federal government made at-home test kits available by mail. It's important to note that only cases reported to LDH via on-site testing at clinics are counted in the numbers on this page. There is an unknown number of positive at-home tests, meaning that case numbers are possibly and likely higher than what is reported here.
- **Note:** LDH defines a re-infection as "when a person becomes infected with COVID, enough time passes, and later becomes infected again. A person is considered to have been re-infected if they test positive again 90 days or more after their first positive test."

Source: Louisiana Department of Health; St. Tammany Corporation Analysis

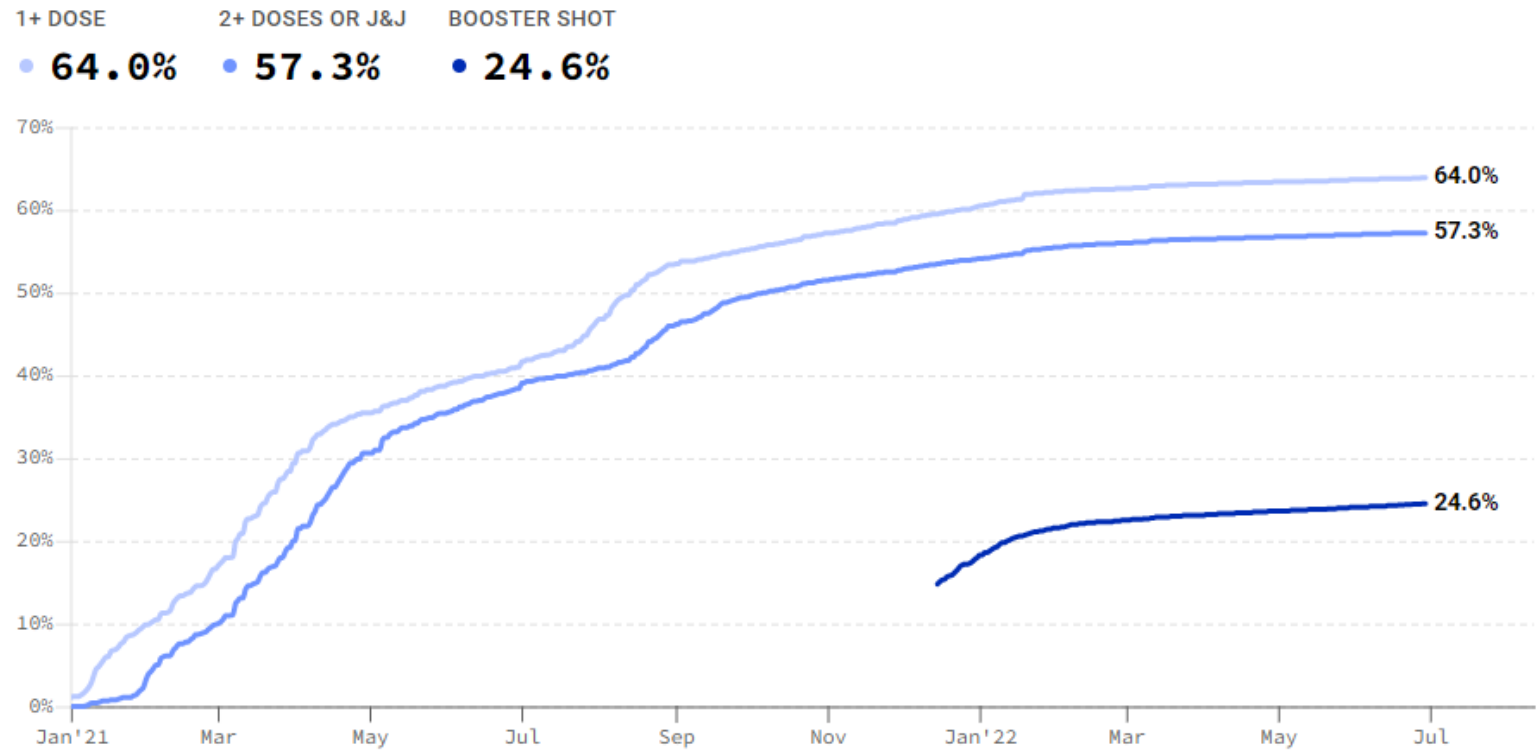


COVID-19 in St. Tammany

Vaccinations

As of June 7, 2022:

- **166,751** first doses of the COVID-19 vaccine have been administered.
 - **149,338** second doses have been administered (this number also includes single dose of the Johnson & Johnson vaccine)
- **64,063** third doses, or booster shots, have been administered.
- St. Tammany has the **9th** highest vaccination rate in the state.
- Louisiana ranks **48th** out of 50 states in vaccination percentage.
- **51%** of those 5 and under are fully vaccinated in St. Tammany



Source: Louisiana Department of Health; St. Tammany Corporation Analysis



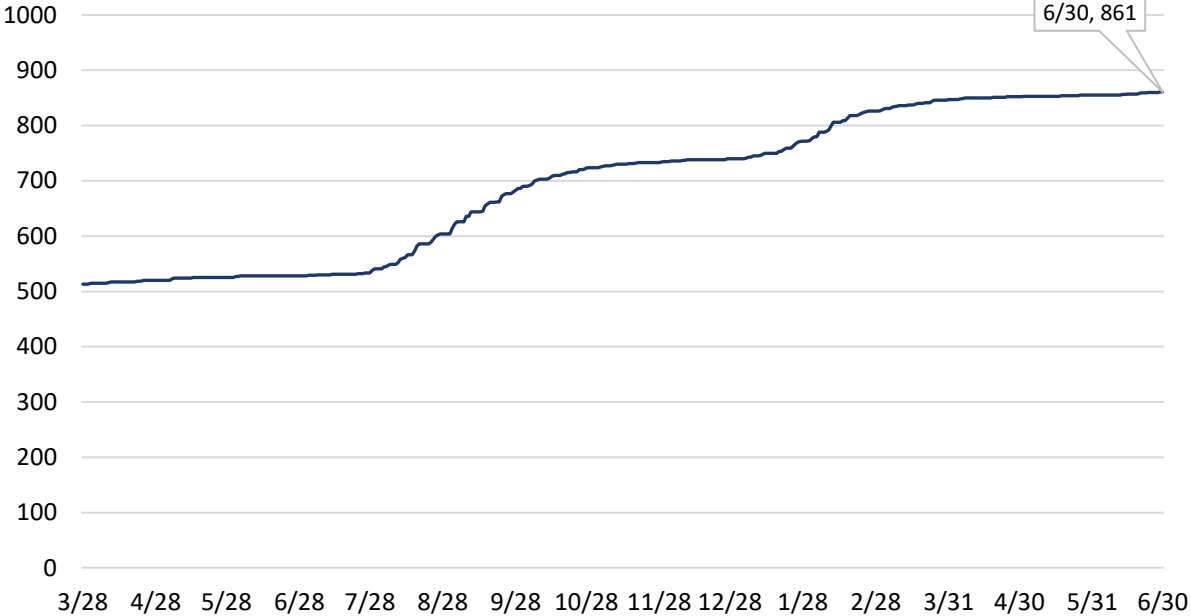
COVID-19 in St. Tammany

Total Mortality

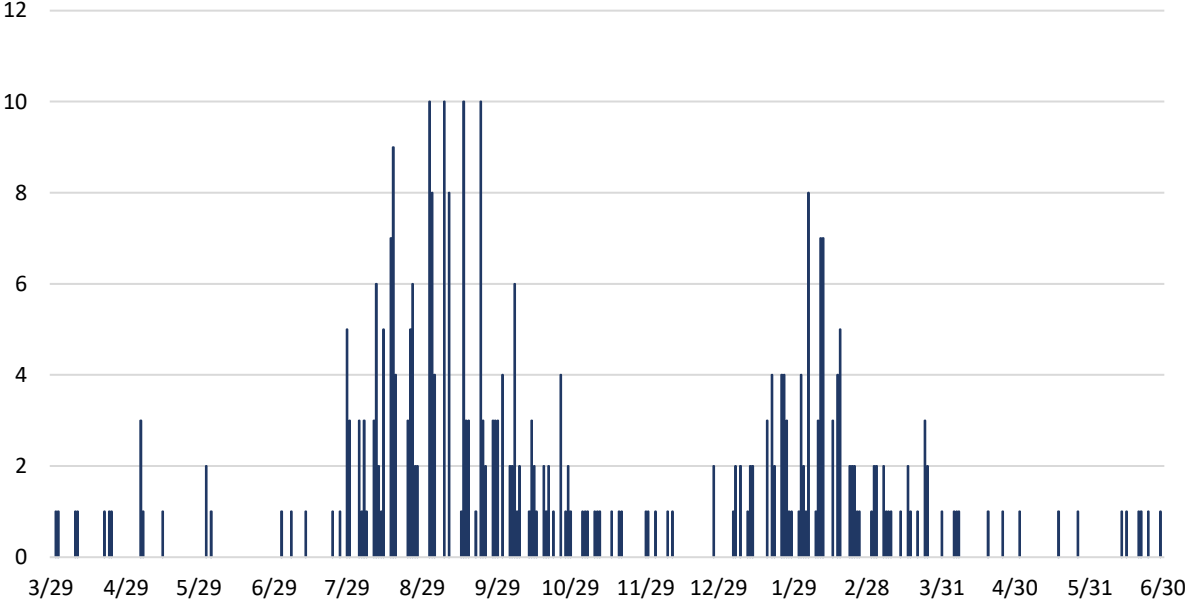
As of June 30, 2022:

- **859** deaths (799 confirmed + 60 probable)
- **1.15%** mortality rate
(deaths as a proportion of confirmed cases)

St. Tammany Total COVID-19 Deaths



St. Tammany Daily Increase in COVID-19 Deaths



Demographic Breakdown				
Race	Deaths	Cases	Population (2018)	Cases per 1,000
Black	103	13,340	29,803	447.6
White	747	54,269	209,123	259.5
Other	9	4,857	13,167	3968.9
Unknown	0	3,920	N/A	N/A

Source: Louisiana Department of Health; St. Tammany Corporation Analysis



Unemployment Claims

Average number of initial claims for unemployment during April 2022:

51

Average number of initial claims for unemployment during April 2021:

302

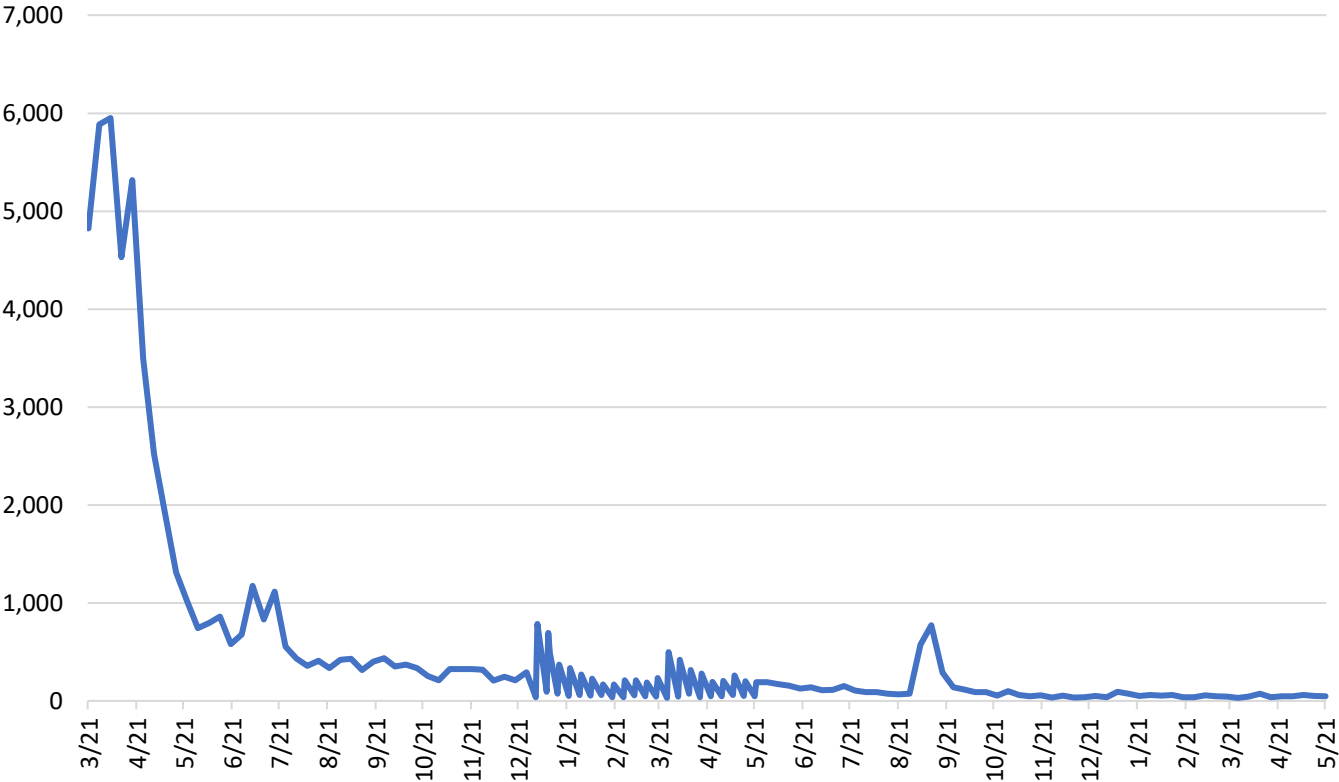
Average weekly number of initial claims, March-December 2020:

1,243

Average weekly number of initial claims, the year of 2021:

197

St. Tammany Initial Claims for Unemployment Insurance

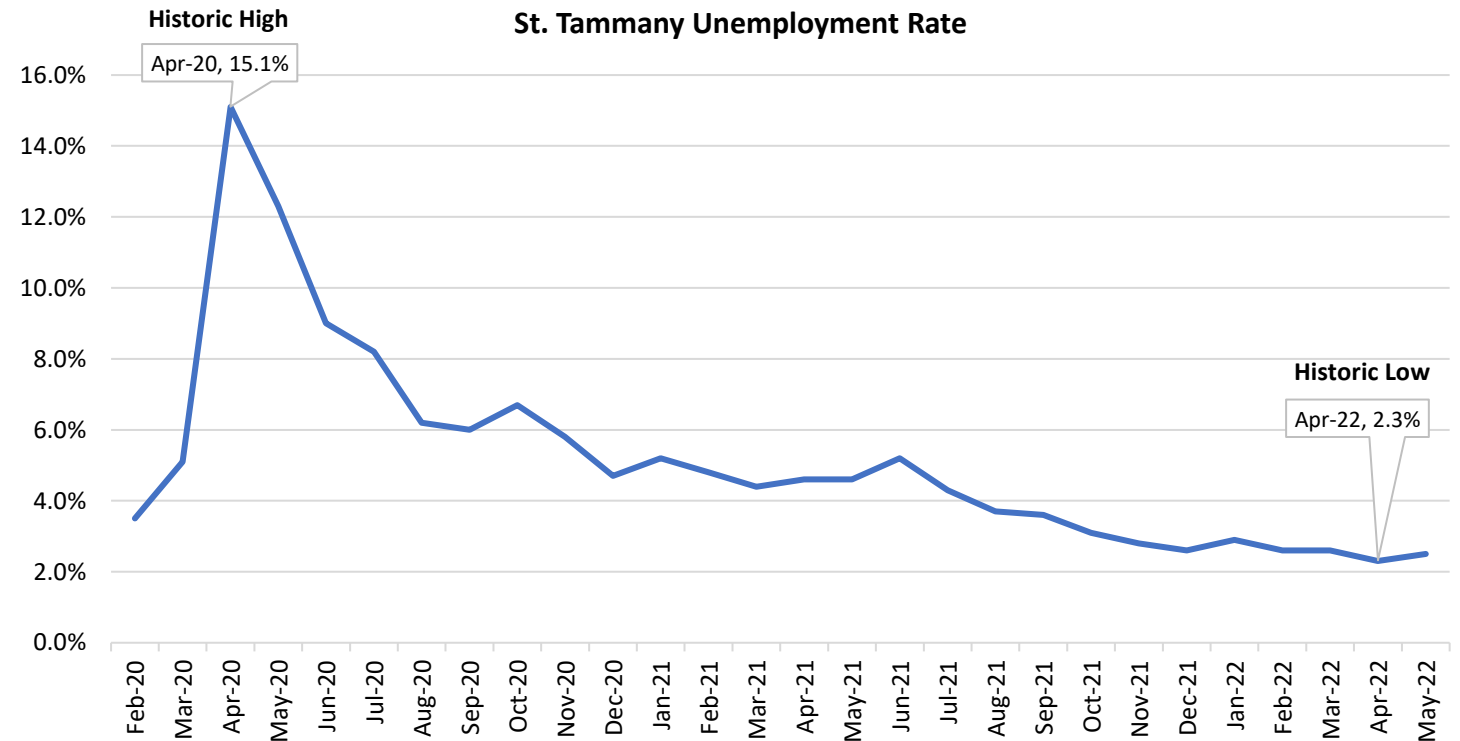


Source: Louisiana Workforce Commission



Unemployment Rate

- Louisiana Workforce Commission reported that St. Tammany's unemployment rate was **2.5% in May 2022**, lower than:
 - the United States rate (3.6%),
 - the Louisiana rate (4.0%),
 - and the Greater New Orleans rate (4.1%).
- St. Tammany's unemployment rate in May 2022 showed an increase of .2% from the previous month. April 2022's rate of 2.3% is tied with December 2021 for the lowest in recorded history.



Source: Louisiana Workforce Commission; Federal Reserve of St. Louis FRED



Employment Situation

United States

- The most recent jobs report from the Bureau of Labor Statistics showed that in June, the national economy added **372,000** jobs, and the unemployment rate was unchanged from May, holding at **3.6%**.
- This is a better-than-expected report that exceeded expectations of a potential slowing of job growth amid inflation concerns.
- Projections showed expectations of 270,000 new jobs created in May, but this report shows that our national economy exceeded those projections by more than 100,000 jobs.
- The report also shows that the most notable job gains occurred in professional and business services, leisure and hospitality, and health care.
- Additionally, average hourly wages are up **5.1%** from the same time last year.
- Overall, these reports show us that job growth remains healthy, even as the Federal Reserve tries to hit the brakes on the economy to contain decades-high inflation.

Source: Bureau of Labor Statistics

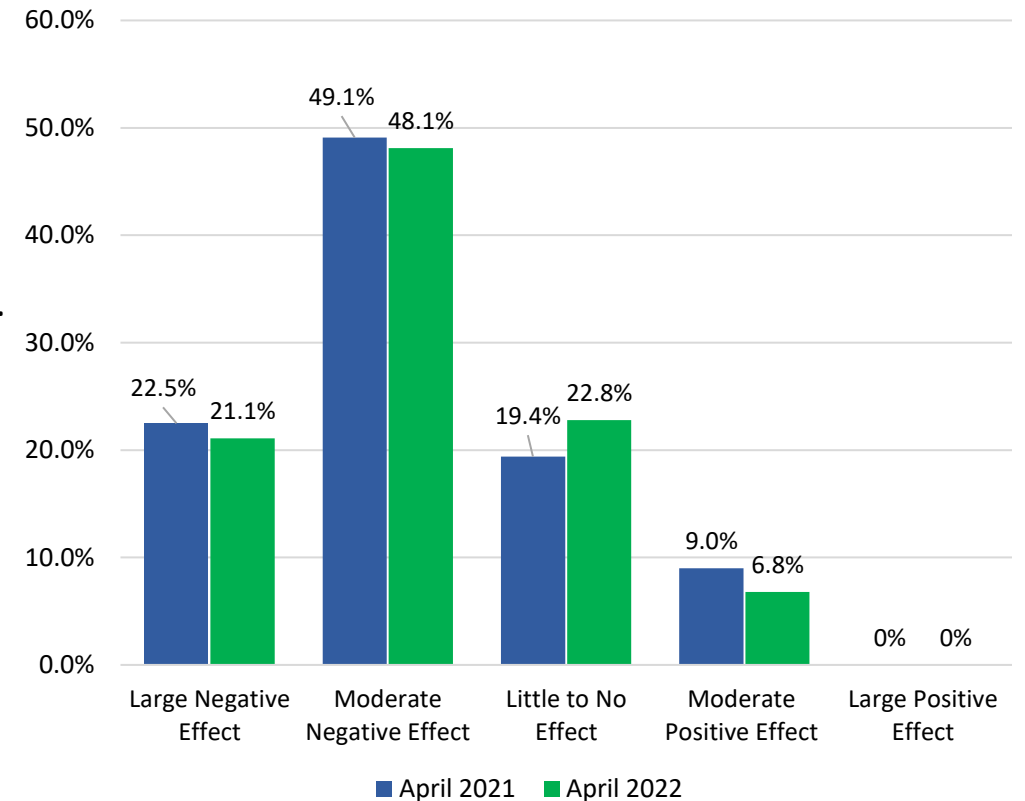


Small Business Pulse

Based on responses collected **April 11 through April 17, 2022**, the U.S. Census Bureau's Small Business Pulse Survey estimates that:

- **43.9%** of U.S. small businesses report a moderate negative effect by the Coronavirus pandemic.
- **32.6%** of U.S. small businesses think more than 6 months will pass before their business returns to normal level of operations.
- **20.1%** of U.S. small businesses reported a decrease in revenues in the last week. For the week of collected responses analyzed, it was **18.9%**.
- **45.8%** of U.S. wholesale trade small businesses experienced foreign supplier delays in the last week.
- **41.6%** of U.S. accommodation and food services small businesses were affected by availability of current employees to work in the last week.
- **39.5%** of U.S. manufacturing businesses report a moderate increase in demand for their business's goods or services compared to six months ago.

Overall, how has your business been affected by the Coronavirus pandemic? (Louisiana)



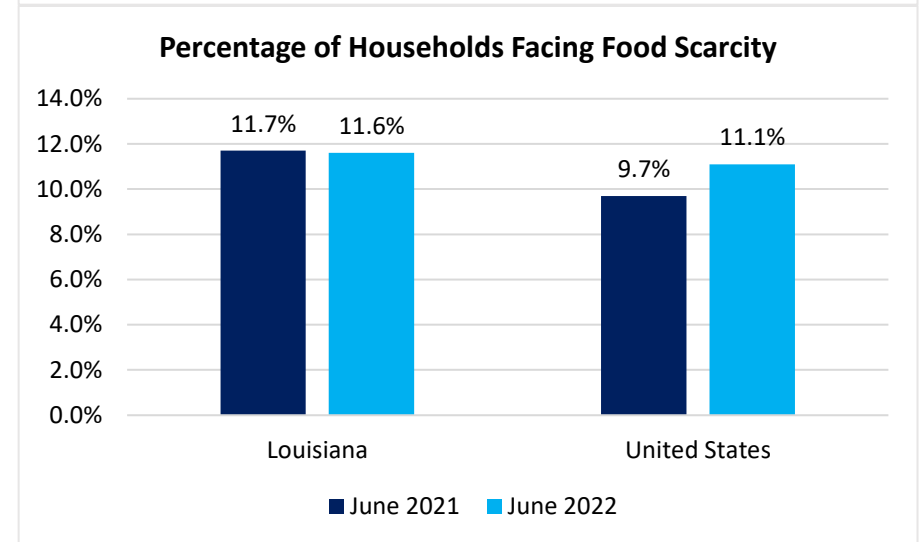
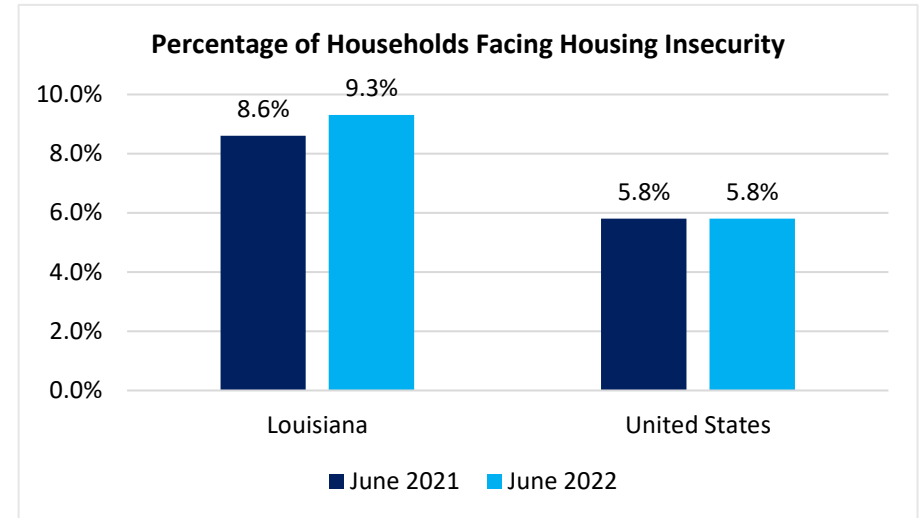
Source: United States Census Bureau Small Business Pulse Survey



Household Pulse

Based on responses collected in **June 2022**, the U.S. Census Bureau's Household Pulse Survey estimates that:

- About **11.6%** of adults are living in households where there was either sometimes or often not enough to eat as of the last 7 days of June 2022, showing a slight decrease from 11.7% during the same week in 2021.
- In June 2022, **9.3%** of Louisianans surveyed indicated that they are in households not current on rent or mortgage payments and possess little to no confidence in their ability to make future payments, an increase from 8.6% in June 2021.
- Nationally, Louisiana is ranked 34th in food scarcity and 48th in housing security.



Source: United States Census Bureau Household Pulse Survey



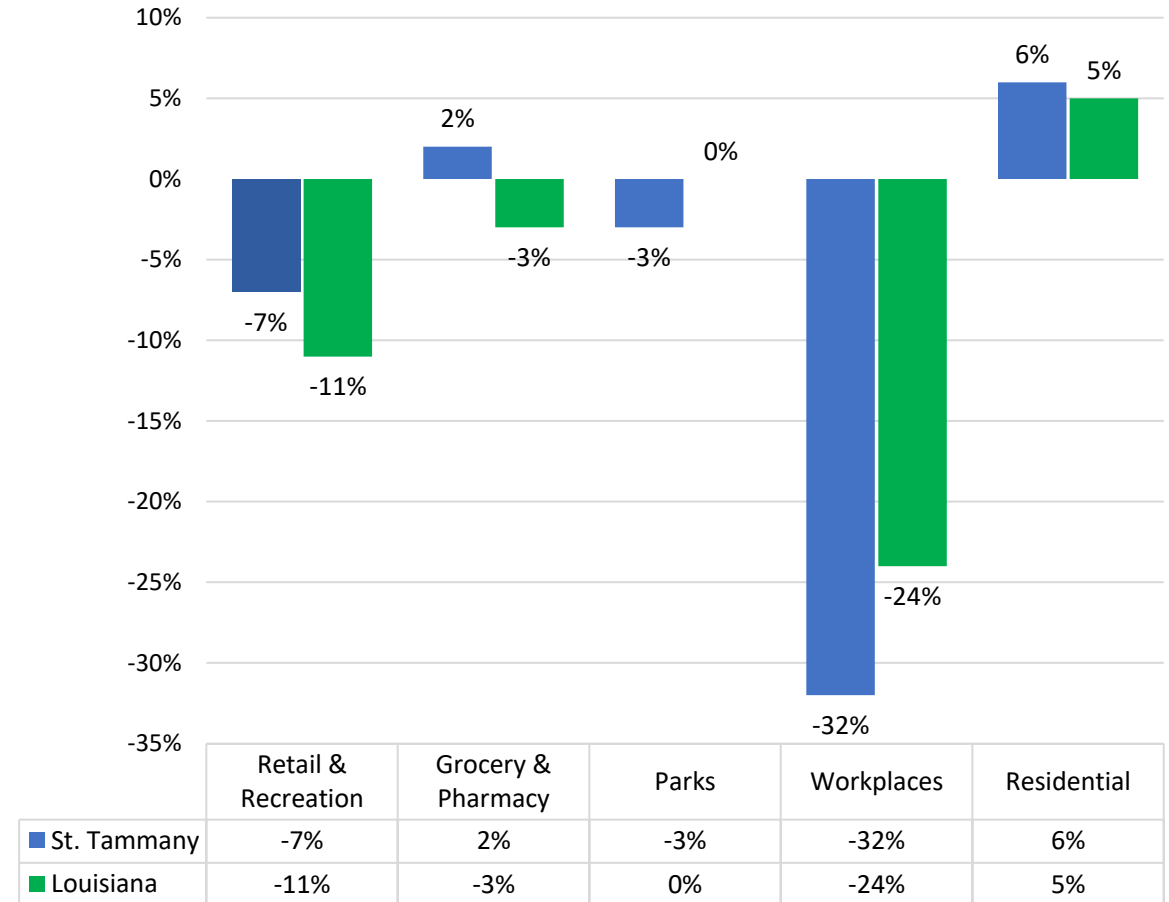
Residential Travel

Although the stay-at-home order is no longer in effect, some people still choose to limit their travel in order to stay safe. The purpose of the community mobility report is to give insight into key questions:

- How have travel and mobility in St. Tammany been impacted by the pandemic?
- Where are people going when they aren't going to work, going shopping, or doing leisure/entertainment activities?

Definitions:

- **Retail & Recreation:** Places like restaurants, cafes, shopping centers, theme parks, museums, libraries, and movie theaters
- **Grocery & Pharmacy:** Places like grocery markets, food warehouses, farmers markets, specialty food shops, drug stores, and pharmacies
- **Parks:** Places like national parks, public beaches, marinas, dog parks, plazas, and public gardens
- **Workplaces:** Places of work
- **Residential:** Places of residence
- Negative percentages indicate reduction in travel

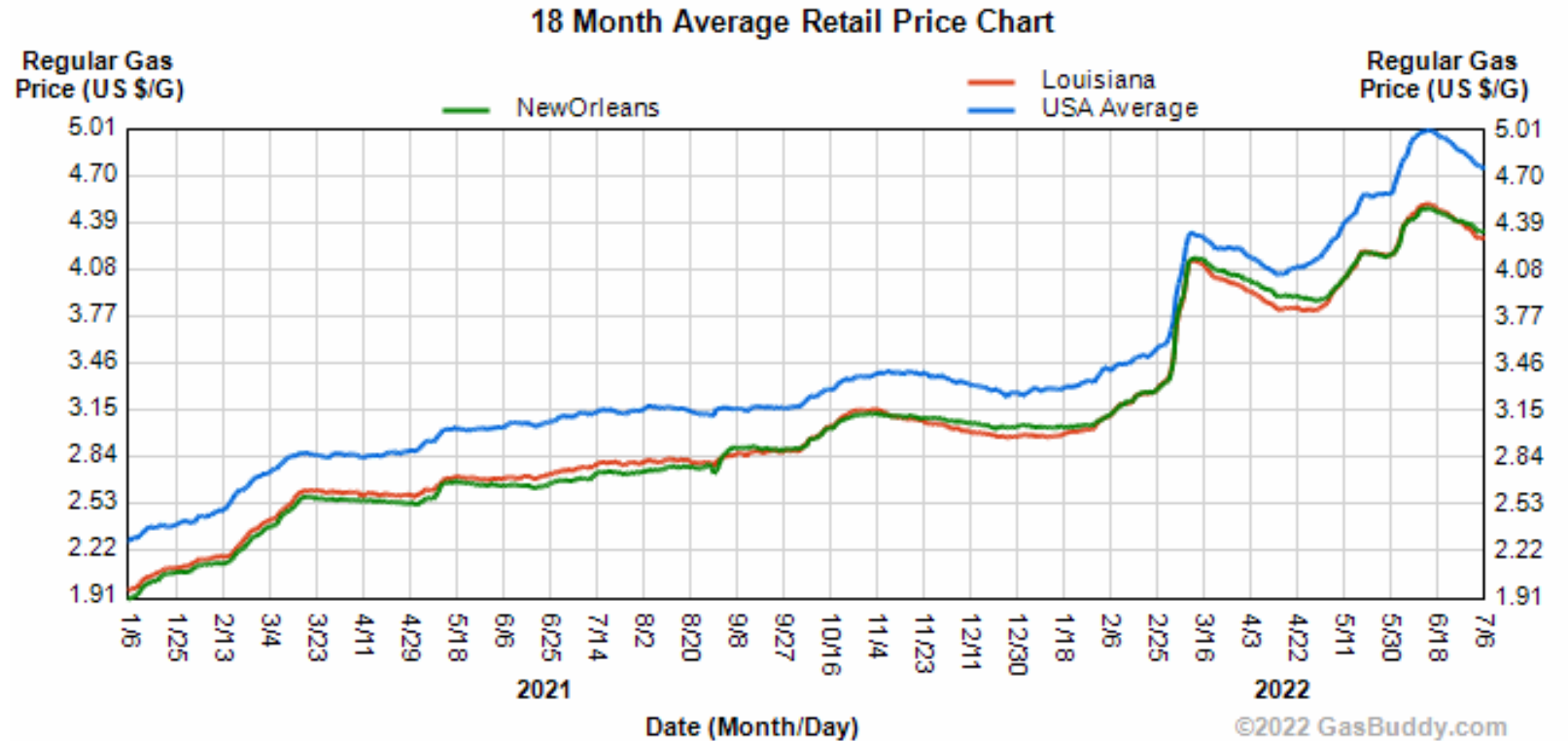


Source: Google | COVID-19 Community Mobility Report – June 2022



Gas Prices

- The graph to the right shows the average gas prices in the New Orleans metro, state, and nation over an 18-month period, from January 2021 through early July 2022.
- The increase in the price of gas during 2022 reflects a loss of supply and increased demand.
- By mid June, the New Orleans Metro area recorded an all-time high average price per gallon of **\$4.510**.

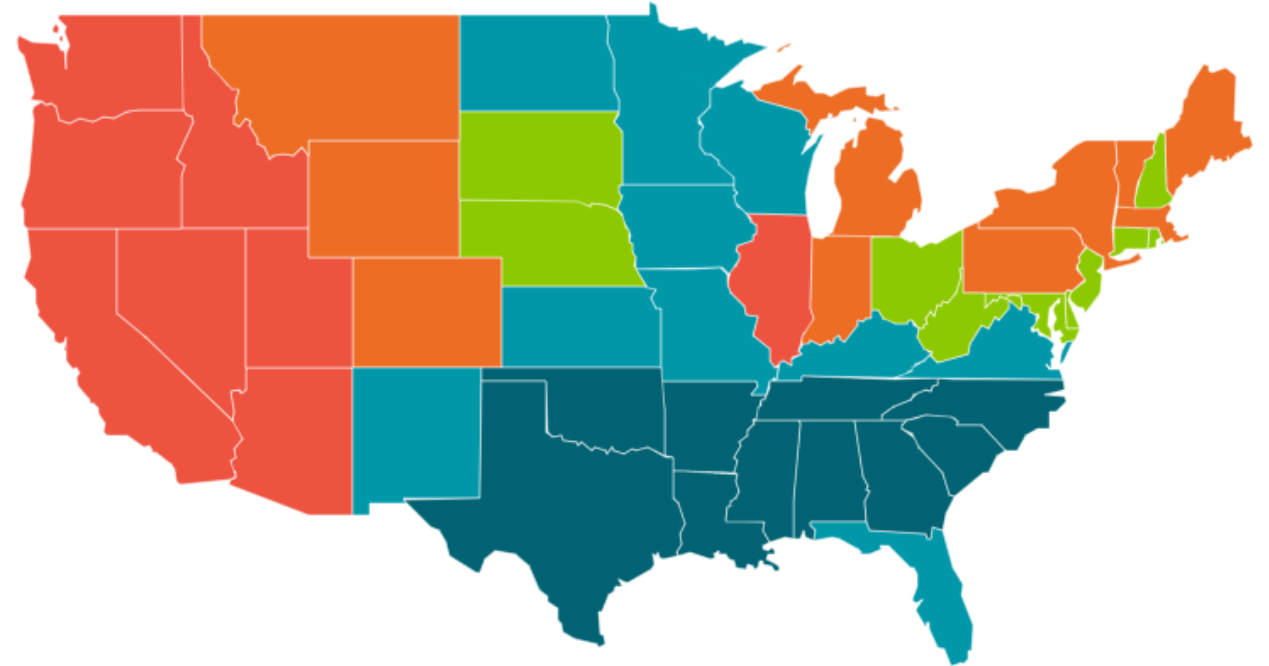


Source: GasBuddy.com



Gas Prices

- In June 2021, the average fuel price in the U.S. was **\$3.147** per gallon.
- In July 2022, national prices dropped to an average **\$4.957** after topping \$5 in June, an all-time high.
- Nationally, June's prices are up **\$1.597** from the same time in 2021.
- We can see the economy potentially beginning to stabilize as gas prices have fallen for three straight weeks.
- GasBuddy's head of analysis recently projected a "potential decline of 40-65 cents per gallon in the weeks ahead" should oil prices remain lower.



Retail Fuel Prices

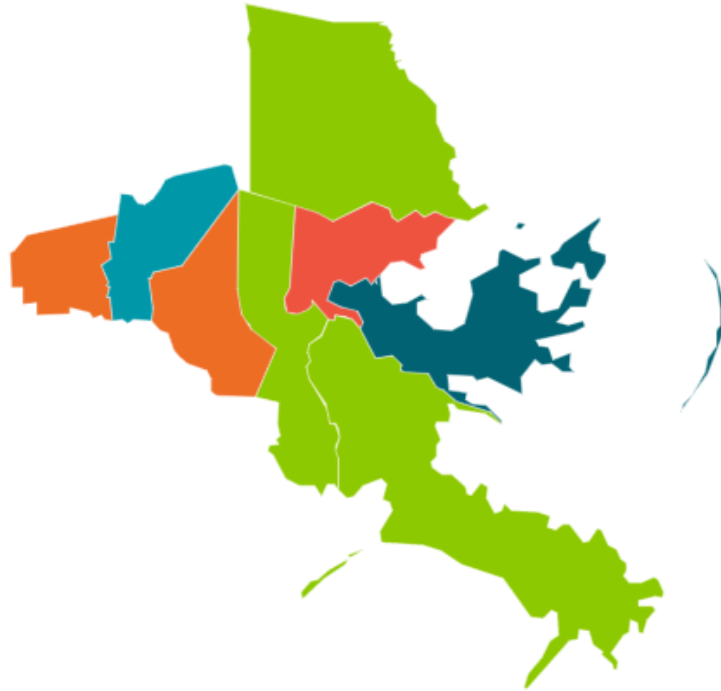
■ 4.230 to 4.430 ■ 4.493 to 4.656 ■ 4.659 to 4.790 ■ 4.806 to 4.925 ■ 5.124 to 6.209

Source: GasBuddy.com



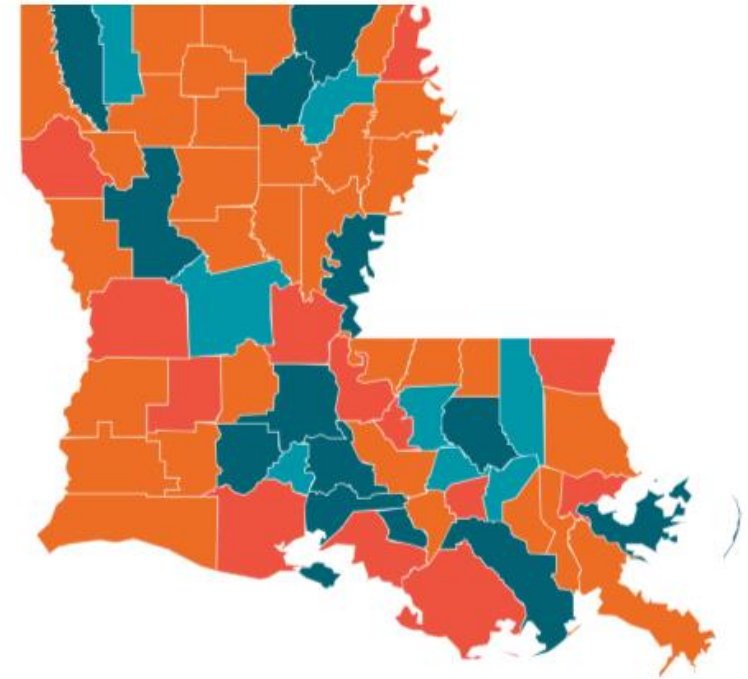
Gas Prices

- In July 2022, St. Tammany's average fuel price was **\$4.328**
- In the New Orleans Metro, average price was **\$4.345** in July 2022.
- In June, prices in the New Orleans metro had averaged \$4.428.
- July's prices in the New Orleans Metro are up 163.3¢ from the same time in 2021, when they were \$2.712.



Retail Fuel Prices

■ 4.061 ■ 4.286 to 4.316 ■ 4.316 to 4.350 ■ 4.373 to 4.385 ■ 4.392



Retail Fuel Prices

■ 4.061 to 4.269 ■ 4.275 to 4.316 ■ 4.316 ■ 4.316 to 4.373 ■ 4.384 to 4.519

Source: GasBuddy.com



Key Takeaways

- According to calculations based upon the CDC's Community Risk Level Framework, **St. Tammany's COVID-19 risk level is currently high**. This level was determined utilizing three metrics:
 - Weekly new cases per 100,000 population (more than or equal to 200 designates a high risk level)
 - Weekly new hospitalizations per 100k (more than or equal to 20 designates a high risk level)
 - Percentage of staffed inpatient beds occupied by COVID patients (more than or equal to 15% designates a high risk level)
- Compared to the national unemployment rate of 3.6%, the most recent report from the Louisiana Workforce Commission showed that St. Tammany's unemployment rate was **2.5%** in **May**.
 - This is among the lowest rates in recorded history for St. Tammany and is slightly higher than the all-time record of **2.3%** in **April** of this year.
 - It is also continuing to stay significantly lower than the state and national rates.
- Gas prices have consistently **declined** for **three consecutive weeks**. As of early July, the nation is seeing the lowest prices per gallon of the last month. However, according to fuel economy analysts, the drop may fade if oil prices increase—an expected outcome after a raise in demand following the Fourth of July holiday weekend.





**ST. TAMMANY
CORPORATION**

The Economic Development Organization for St. Tammany

The **AnalyST**

St. Tammany Corporation's economic research publication



[@StTammanyCorporation](#)



[@StTammanyCorp](#)



[StTammanyCorp.org](#)

Prepared by:

Elizabeth Lee

Research & Policy Analyst

Project Associate for Strategic Initiatives

elee@sttammanycorp.org

Abigail Chascin

Research Fellow

fellow@sttammanycorp.org