



The **AnalyST**

*St. Tammany Corporation's Economic Research Publication*

**3<sup>rd</sup> Quarter 2021**

# Snapshot: Impacts of COVID-19 on St. Tammany

*15 charts and graphs that show how  
St. Tammany's community and economy have  
been changed by COVID-19 throughout 2020  
and into 2021*



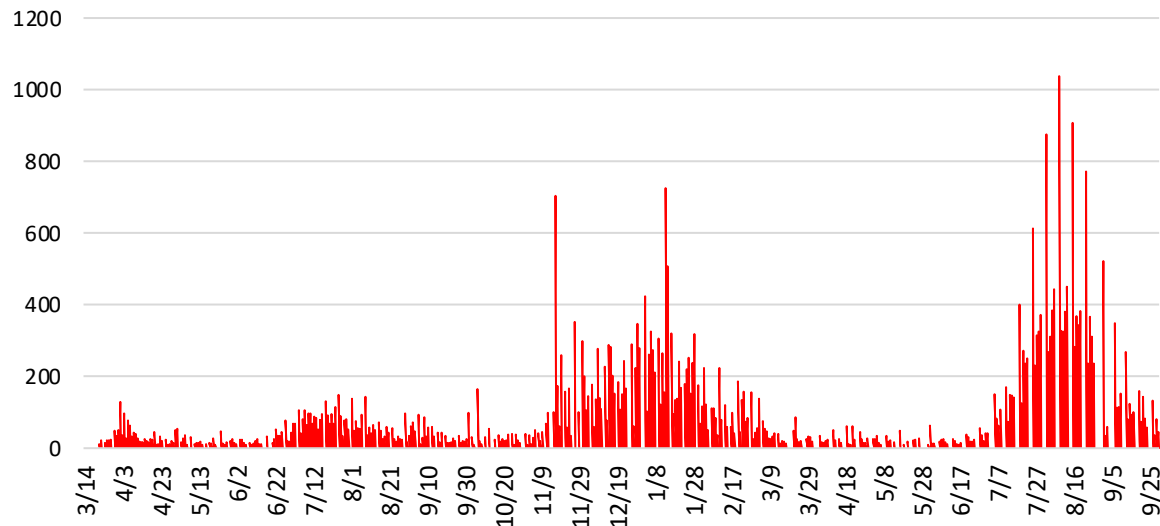
# COVID-19 in St. Tammany

## Total Cases

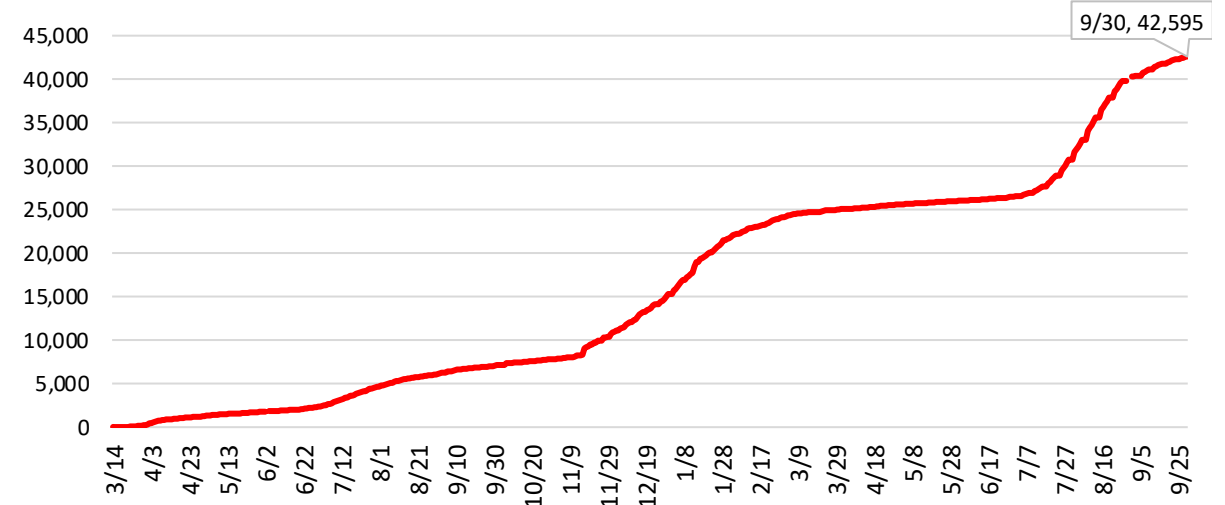
As of September 30, 2021:

- **42,595** total probable + confirmed cases
- **528,257** total tests

St. Tammany Daily Increases in COVID-19 Cases



St. Tammany Cumulative COVID-19 Cases



- 3<sup>rd</sup> quarter average number of daily cases: **175** (67 positive cases per 100,000 people)
- Note: Due to the effects of Hurricane Ida, there was an interruption in reporting during late August and early September, which caused a backlog of case numbers immediately after the reporting gap.

Source: Louisiana Department of Health; St. Tammany Corporation Analysis



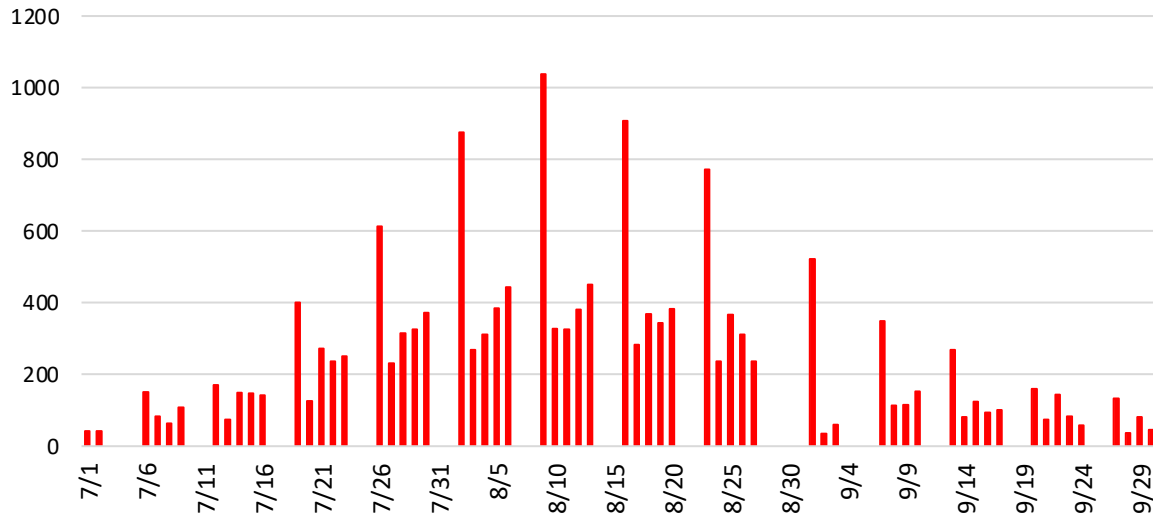
# COVID-19 in St. Tammany

## 3<sup>rd</sup> Quarter Cases

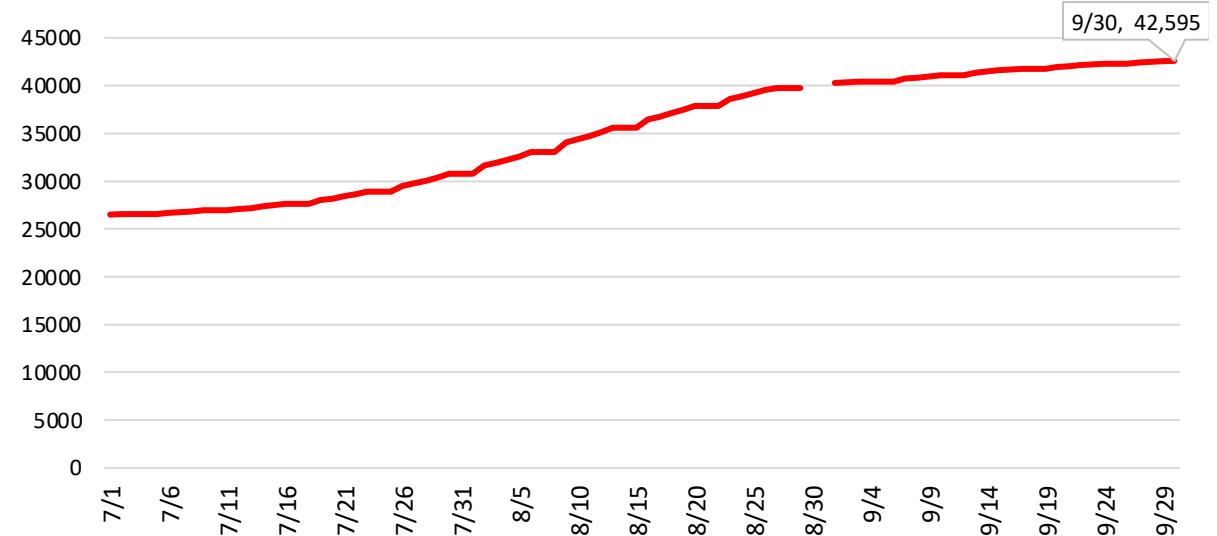
Looking just at the 3<sup>rd</sup> quarter 2021:

- Total cases rose by: 16,131

St. Tammany Daily Increases in COVID-19 Cases – Q3 2021



St. Tammany Cumulative COVID-19 Cases – Q3 2021



- We can see the effects of the Delta variant of the coronavirus on St. Tammany Parish by the significant increase in cases throughout the 3<sup>rd</sup> quarter.
- There is a gap in reporting at the end of August/beginning of September due to inconveniences caused by Hurricane Ida.

Source: Louisiana Department of Health; St. Tammany Corporation Analysis

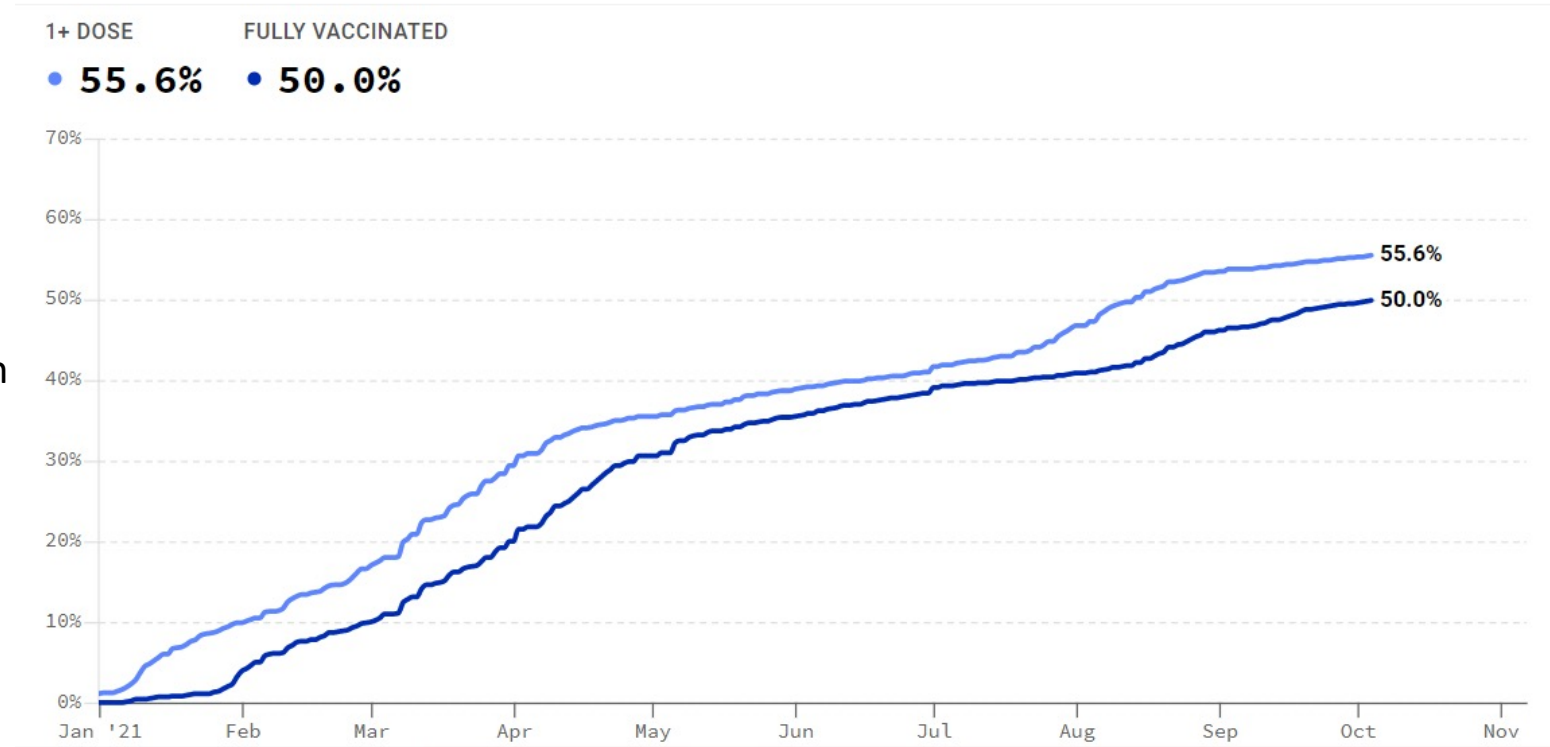


# COVID-19 in St. Tammany

## Vaccinations

As of September 30, 2021

- **144,850** first doses of the COVID-19 vaccine have been administered.
  - **130,097** second doses have been administered.
- **55.6%** of the population has received at least one dose of the two-part vaccine.
  - **50.0%** of the population has received both doses.
- St. Tammany has the **7<sup>th</sup>** highest vaccination rate in the state.
- Louisiana ranks **43<sup>rd</sup>** out of 50 states in vaccination percentage.
- All Louisianans age 12 and older are eligible to be vaccinated.



Source: Louisiana Department of Health; St. Tammany Corporation Analysis



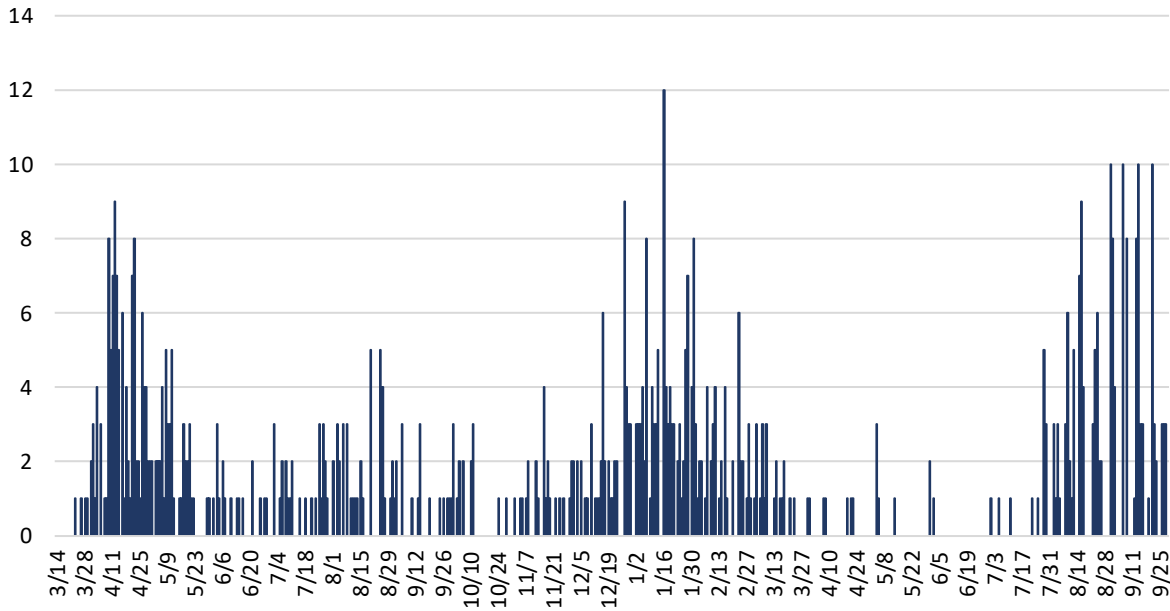
# COVID-19 in St. Tammany

## Total Mortality

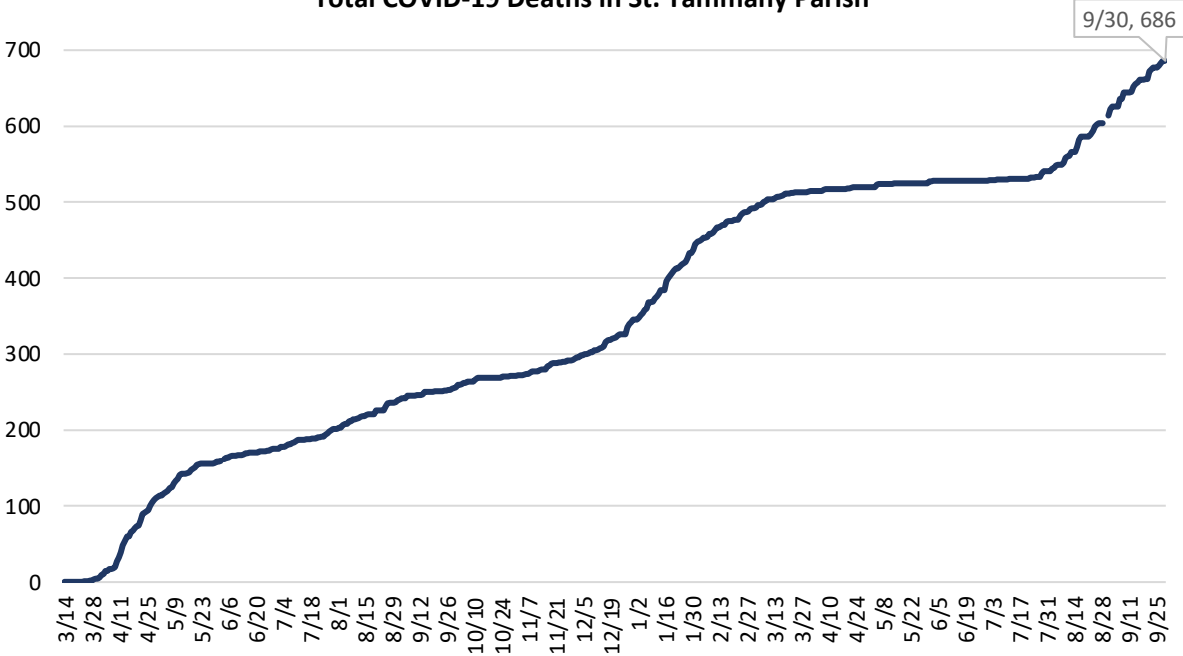
As of September 30, 2021:

- **686** deaths (643 confirmed + 43 probable)
- **1.6%** mortality rate (deaths as a proportion of confirmed cases).

Daily COVID-19 Deaths in St. Tammany Parish



Total COVID-19 Deaths in St. Tammany Parish



Demographic Breakdown					
Race	Deaths	Cases	Population (2018)	Cases per 1,000	
Black		86	6,408	29,803	215
White		592	30,048	209,123	144
Other		8	2,529	13,167	192
Unknown		0	3,522	N/A	N/A

Source: Louisiana Department of Health; St. Tammany Corporation Analysis



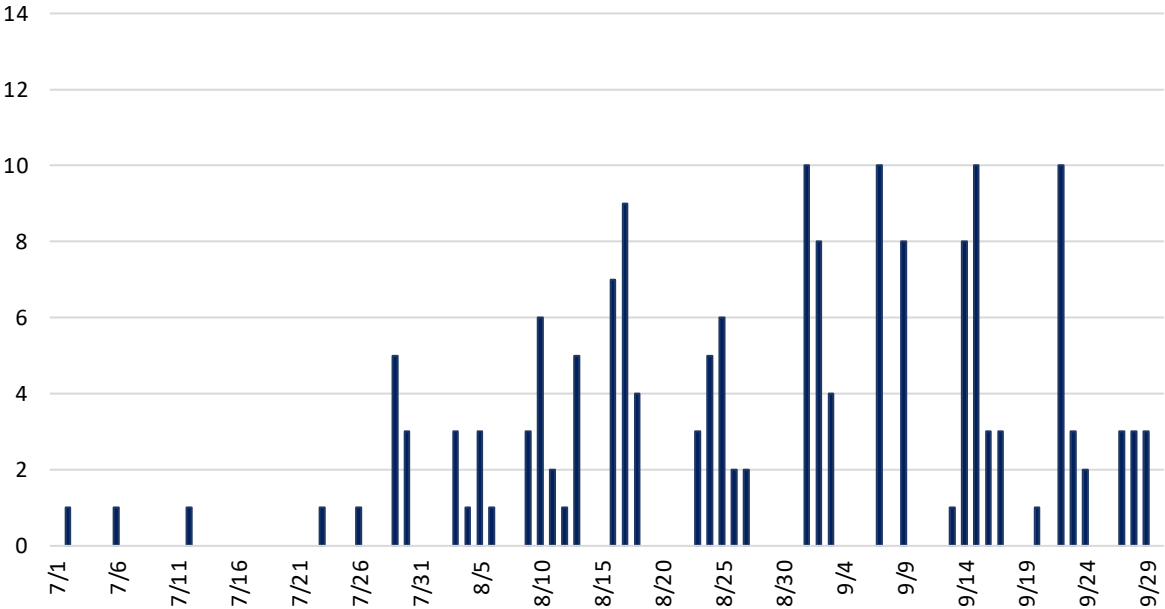
# COVID-19 in St. Tammany

## 3<sup>rd</sup> Quarter Mortality

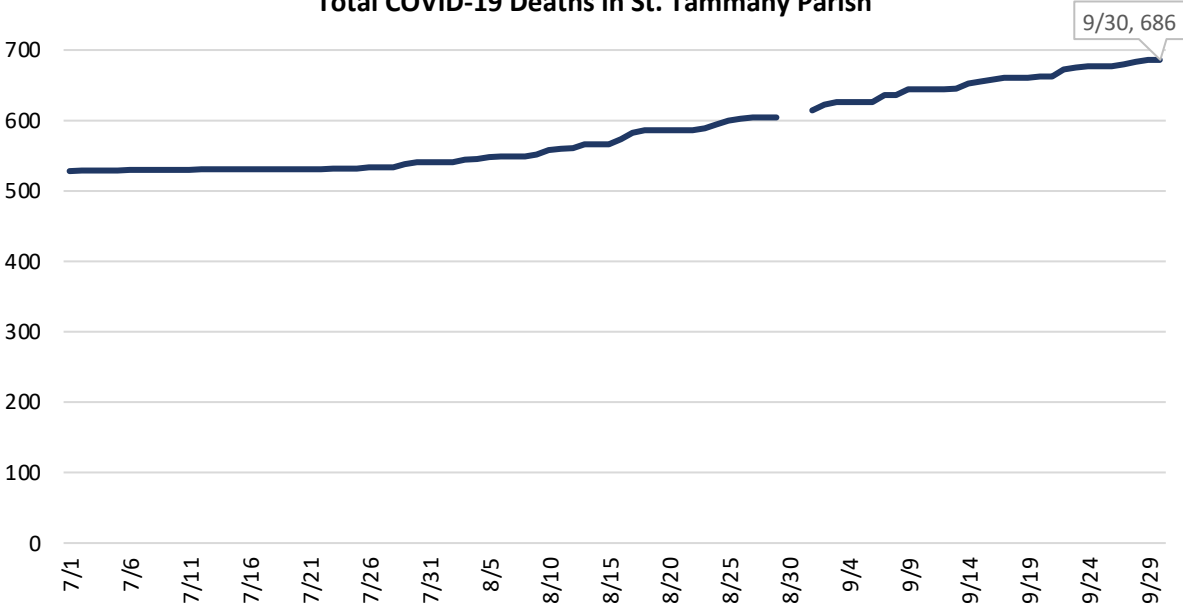
Looking at just 3<sup>rd</sup> quarter 2021:

- Deaths increased by 159.

Daily COVID-19 Deaths in St. Tammany Parish



Total COVID-19 Deaths in St. Tammany Parish



- We can see the effects of the Delta variant of the coronavirus on St. Tammany Parish by the increase in deaths throughout the 3<sup>rd</sup> quarter. The average number of deaths per day over the last quarter has been roughly 1.7 deaths per day.
- There is a gap in reporting at the end of August/beginning of September due to inconveniences caused by Hurricane Ida.

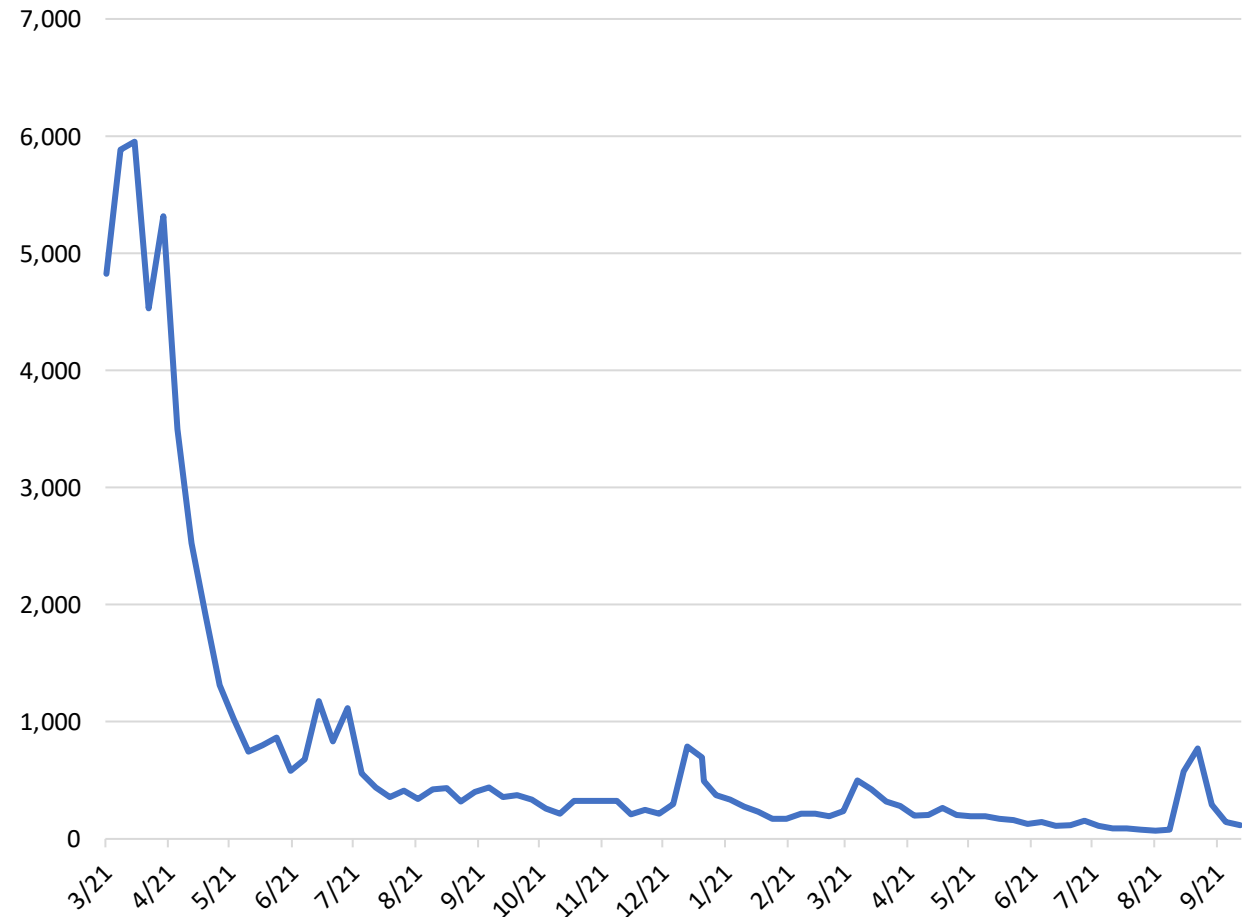
Source: Louisiana Department of Health; St. Tammany Corporation Analysis



# Unemployment Claims

- Since the start of the COVID-19 pandemic, the rate of unemployment claims has been steadily decreasing in number. Likewise, the percent unemployed within St. Tammany Parish has also decreased.
- The most recent spike in unemployment claims occurred at the beginning/middle of September of this year, however, this may not be directly pandemic related. This spike in unemployment claims may be more closely related to related to Hurricane Ida and damages associated with the aftermath of the storm.

St. Tammany Initial Claims for Unemployment Insurance



Source: Louisiana Workforce Commission



# Unemployment

Average number of initial claims for unemployment during Q3 2021:

**197**

Average number of initial claims for unemployment during Q3 2020:

**540**

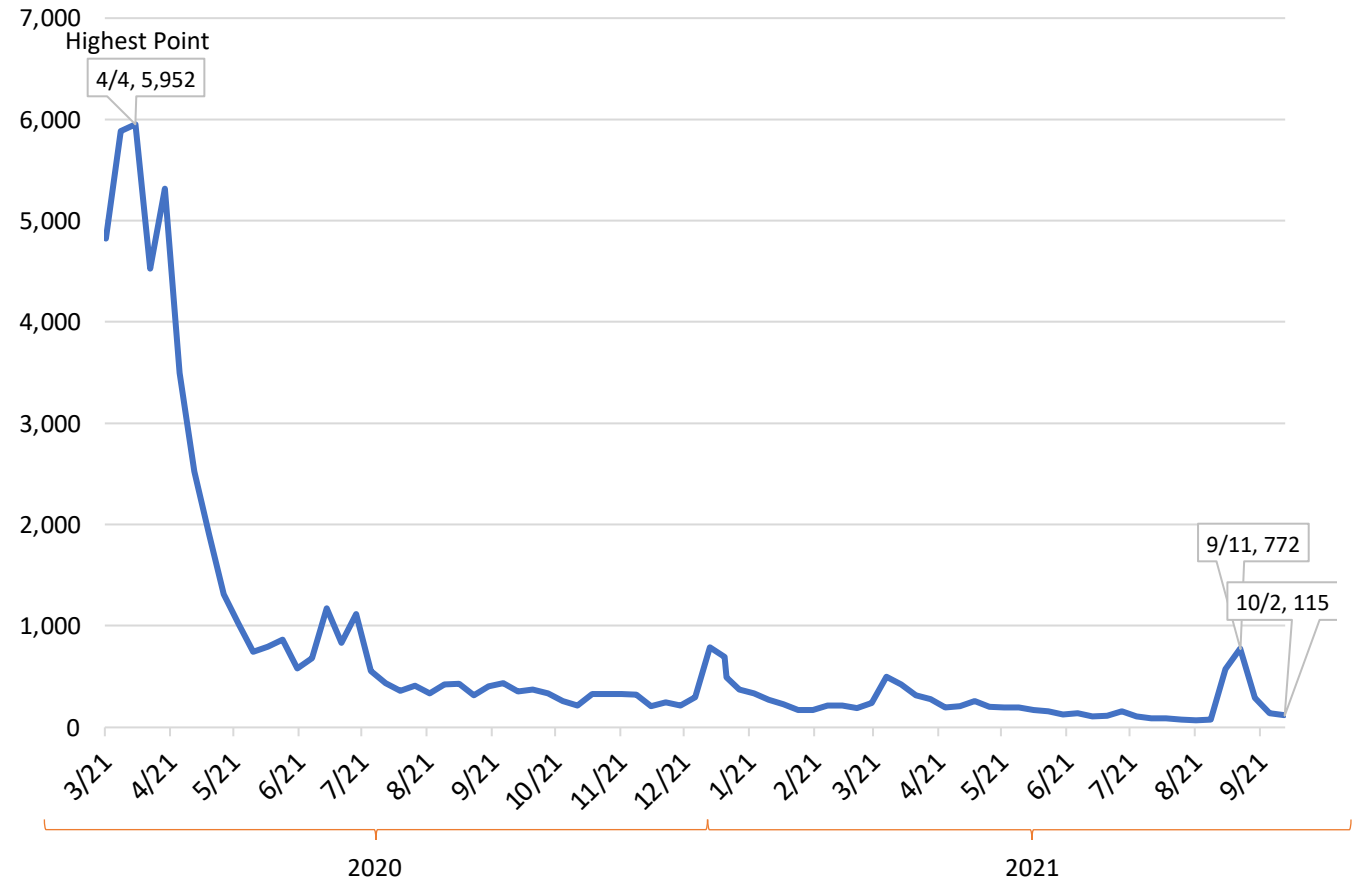
Average weekly number of initial claims, March-December 2020:

**1,243**

Average weekly number of initial claims in 2021 through Q3:

**255**

St. Tammany Initial Claims for Unemployment Insurance



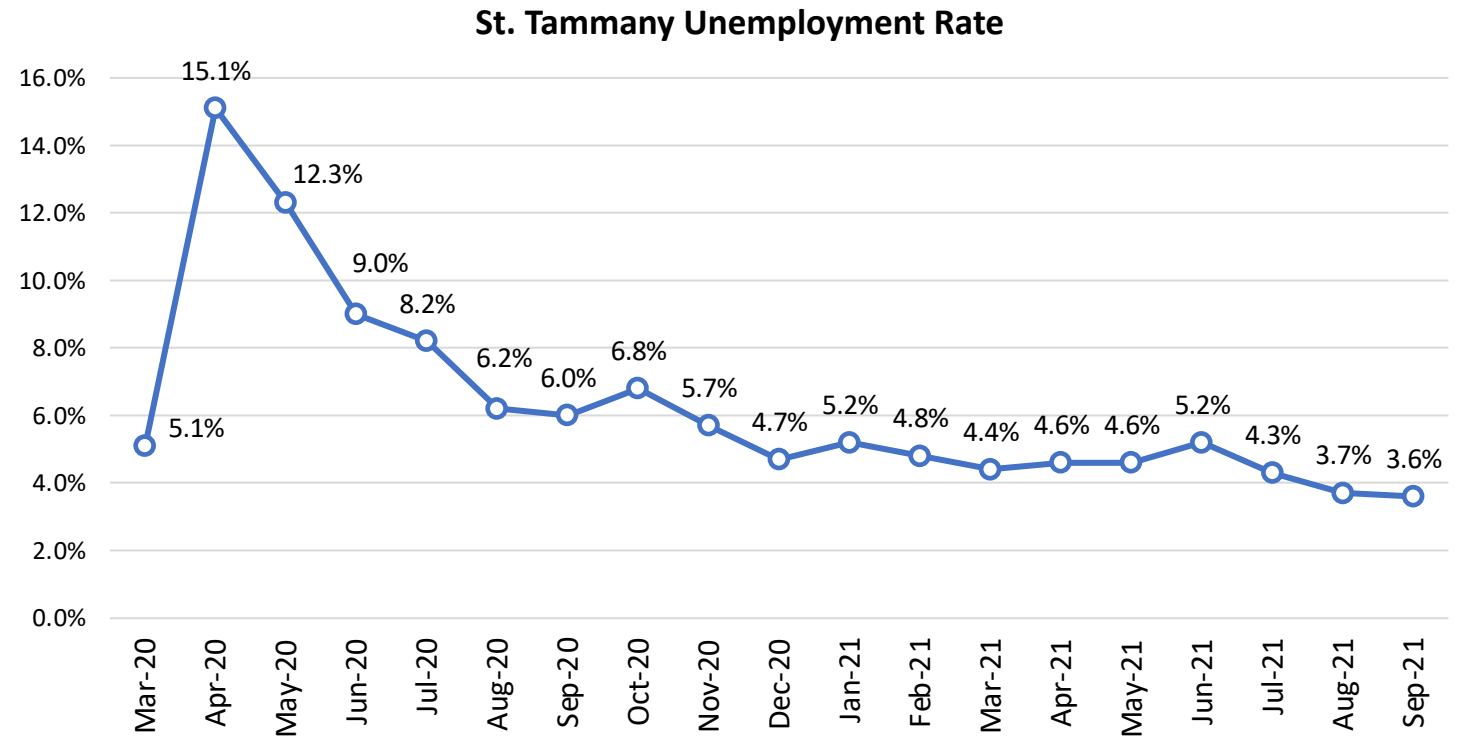
Source: Louisiana Workforce Commission





# Unemployment Rate

- In its most recent jobs report, LWC reported that St. Tammany's unemployment rate was 3.6% in September 2021, lower than:
  - the national rate (4.8%),
  - the Louisiana rate (5.8%),
  - and the Greater New Orleans rate (6.1%).
- September 2021 has shown the lowest unemployment rate seen since before the pandemic (February 2020).

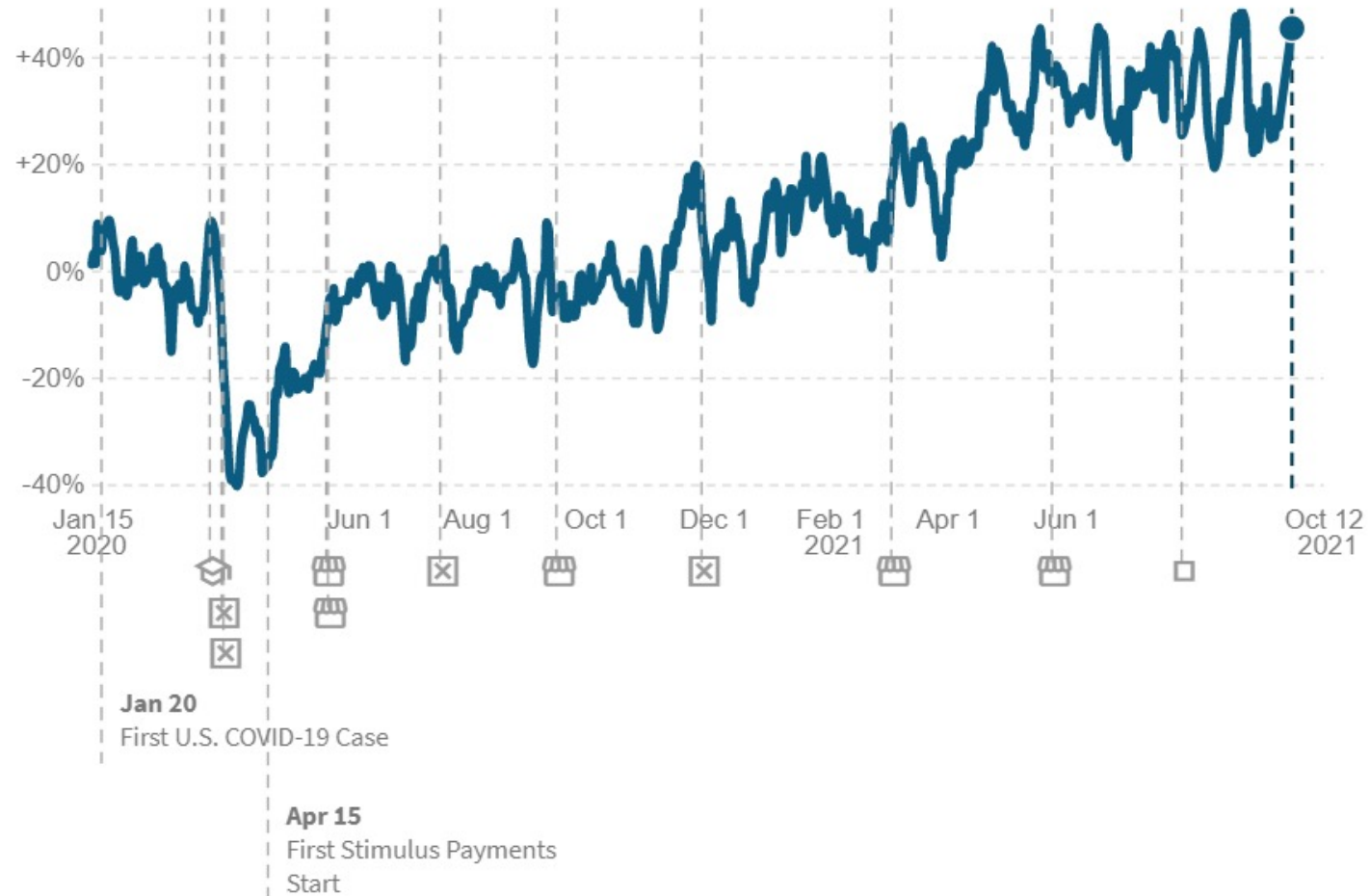


Source: Louisiana Workforce Commission



# Changes in Consumer Spending

- In St Tammany, as of September 26, 2021, total spending by all consumers increased by **45.3%** compared to January 2020.
- On the same day in 2020, consumer spending was **down 3%**, demonstrating a 48.3% improvement.



Week ending  
Sep 26, 2021

**+45.3%**  
Total Spending  
St. Tammany  
Parish

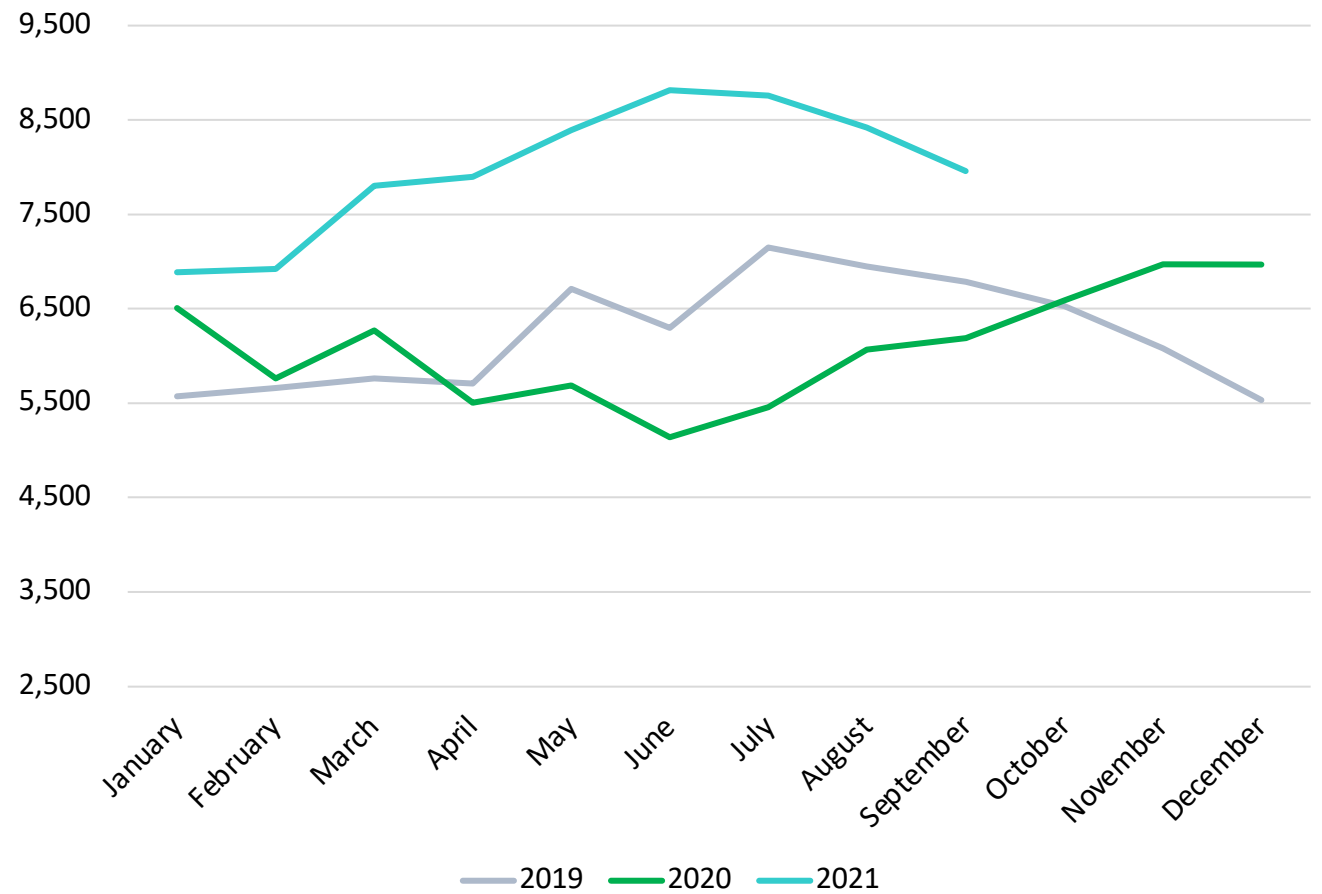
Source: Opportunity Insights Economic Tracker



# Job Postings

## Year-over-Year Comparison

- Throughout 2021, job postings have been higher each month than in previous years, peaking in June 2021 with 8,816 individual job postings.
- During the third quarter 2021, there have been an **average of 8,380** individual postings each month.
- Jobs in highest demand continue to be registered nurses, truck drivers, and retail salespeople.



Source: EMSI



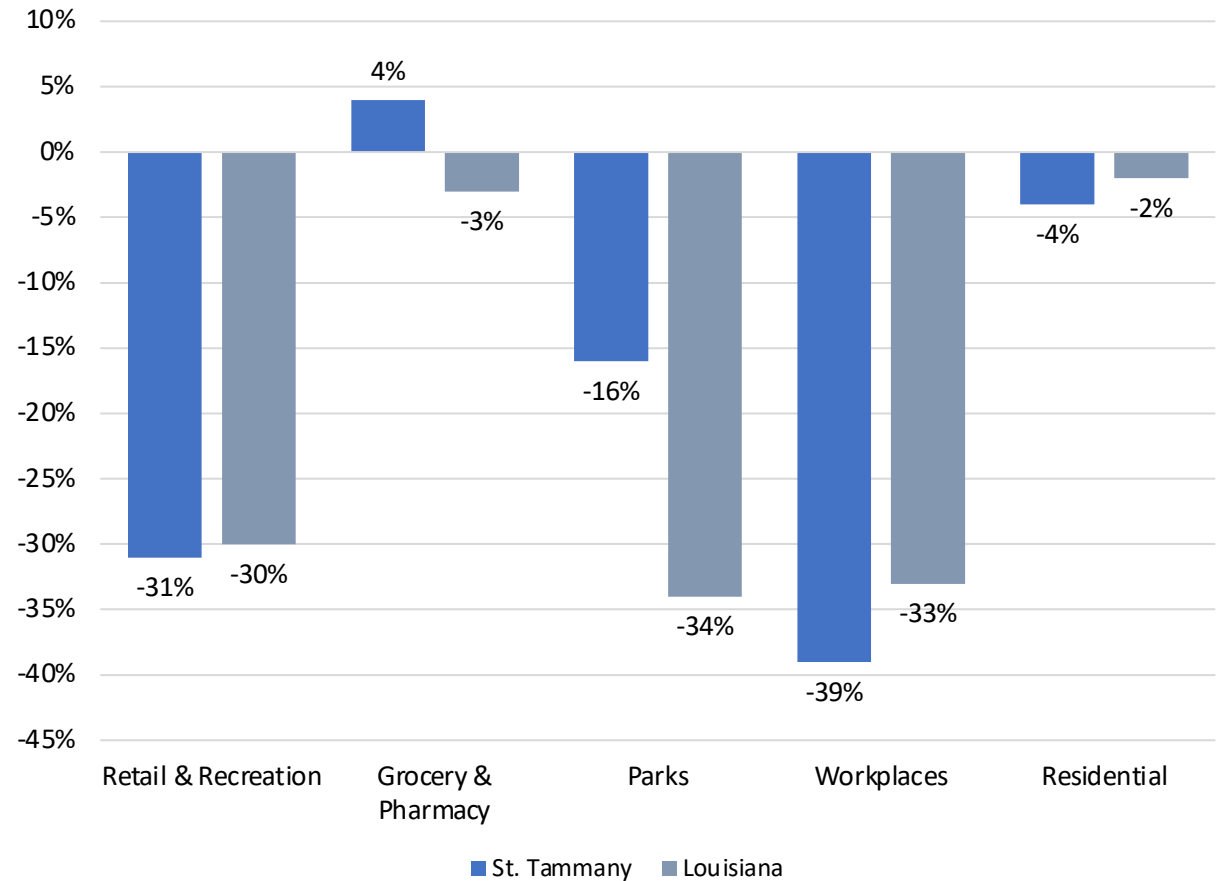
# Residential Travel Since Stay-at-Home Order

Although the stay-at-home order is no longer in effect, people are still encouraged to limit their travel in order to stay safe. The purpose of the community mobility report is to give insight into key questions:

- How have travel and mobility in St. Tammany been impacted by the pandemic?
- How well has St. Tammany adhered to the stay-at-home order?
- Where are people going when they aren't going to work, going shopping, or doing leisure/entertainment activities?

## Definitions:

- **Retail & Recreation:** places like restaurants, cafes, shopping centers, theme parks, museums, libraries, and movie theaters
- **Grocery & Pharmacy:** places like grocery markets, food warehouses, farmers markets, specialty food shops, drug stores, and pharmacies
- **Parks:** places like national parks, public beaches, marinas, dog parks, plazas, and public gardens
- **Workplaces:** places of work
- **Residential:** places of residence
- Negative percentages indicate reduction in travel

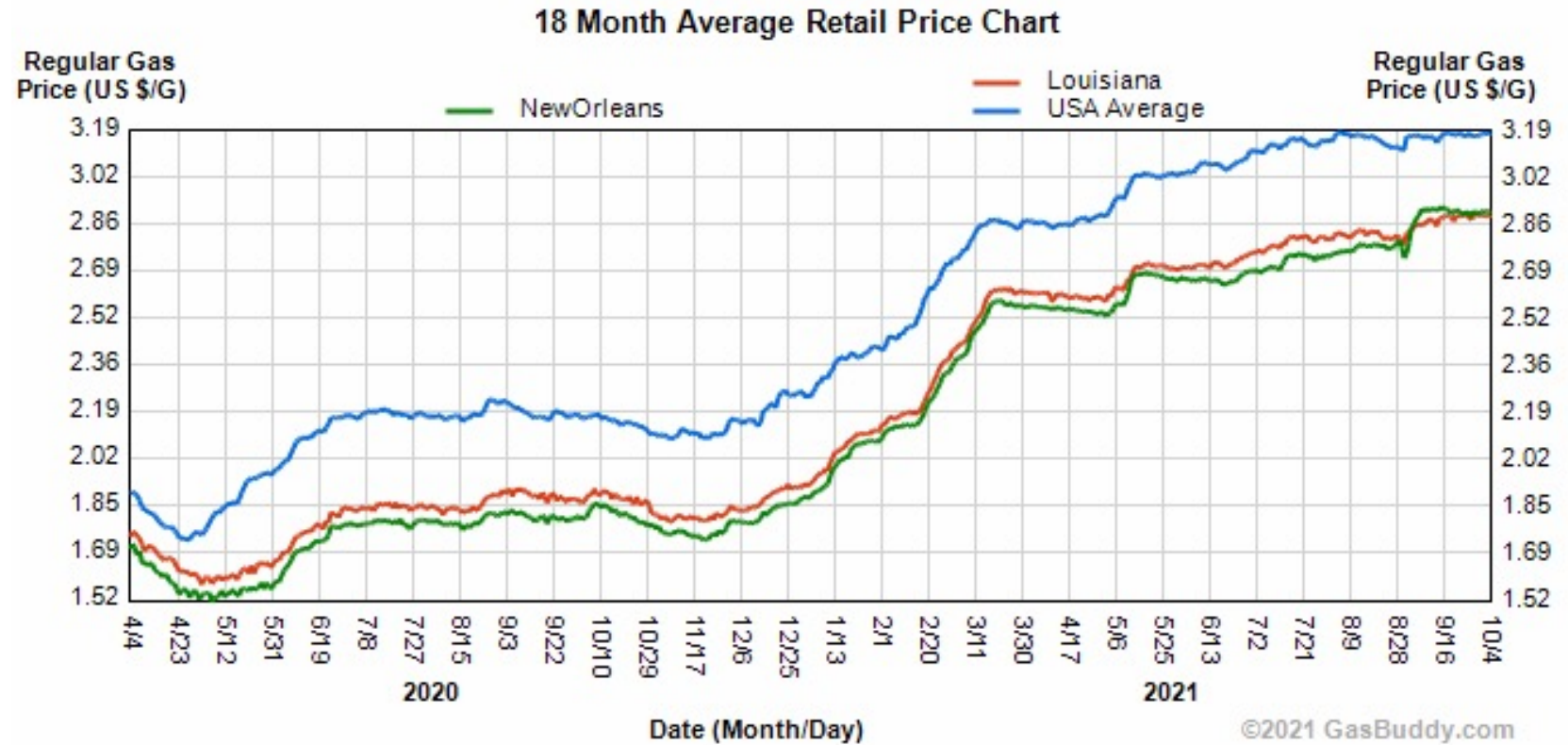


Source: Google | COVID-19 Community Mobility Report – September 2021



# Gas Prices

- The graph to the right shows the average gas prices in the New Orleans metro, state, and nation over an 18-month period.
- Since the start of the COVID-19 pandemic, gas prices decreased due to low demand during stay-at-home ordinances. As the economy began to reopen, an increase in demand drove gas prices back up.
- Around the date Hurricane Ida made landfall, August 29, the graph shows the New Orleans metro area saw a quick increase in gas prices, rising above the state rate. However, neither the Louisiana average gas prices nor the New Orleans Metro average gas prices have surpassed the national average gas prices.



Source: GasBuddy.com



# Key Takeaways

- St. Tammany Parish has recorded over 16,000 new COVID-19 cases in the last three months, as well as seen an increase in Covid-19 related deaths with 158 deaths in the third quarter alone.
- In St. Tammany Parish, 50% of residents ages 12 and up were fully vaccinated against COVID-19 by the end of the third quarter 2021.
- From July to September 2021, there was a decrease in unemployment claims in St. Tammany Parish. However, a spike in unemployment claims occurred in early September due to the ongoing affects of Hurricane Ida.





**ST. TAMMANY  
CORPORATION**

*The Economic Development Organization for St. Tammany*

The **AnalyST**

*St. Tammany Corporation's economic research publication*



**[@StTammanyCorporation](#)**



**[@StTammanyCorp](#)**



**[StTammanyCorp.org](#)**

Prepared by:

Elizabeth Lee

Research & Policy Analyst

Project Associate for Strategic Initiatives

[elee@sttammanycorp.org](mailto:elee@sttammanycorp.org)

Catherine Walker

Research Fellow

[fellow@sttammanycorp.org](mailto:fellow@sttammanycorp.org)