



The **AnalyST**

St. Tammany Corporation's economic research publication

March 2021

Snapshot: Impacts of COVID-19 on St. Tammany

*19 charts and graphs that show how St.
Tammany has been changed by COVID-19
throughout 2020 and into 2021*



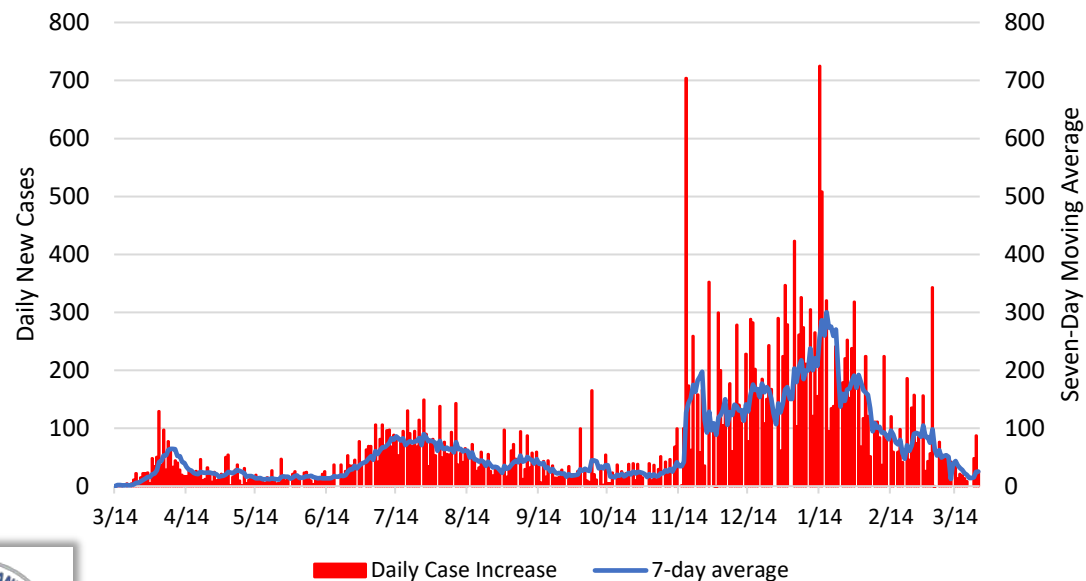
COVID-19 in St. Tammany

Cases

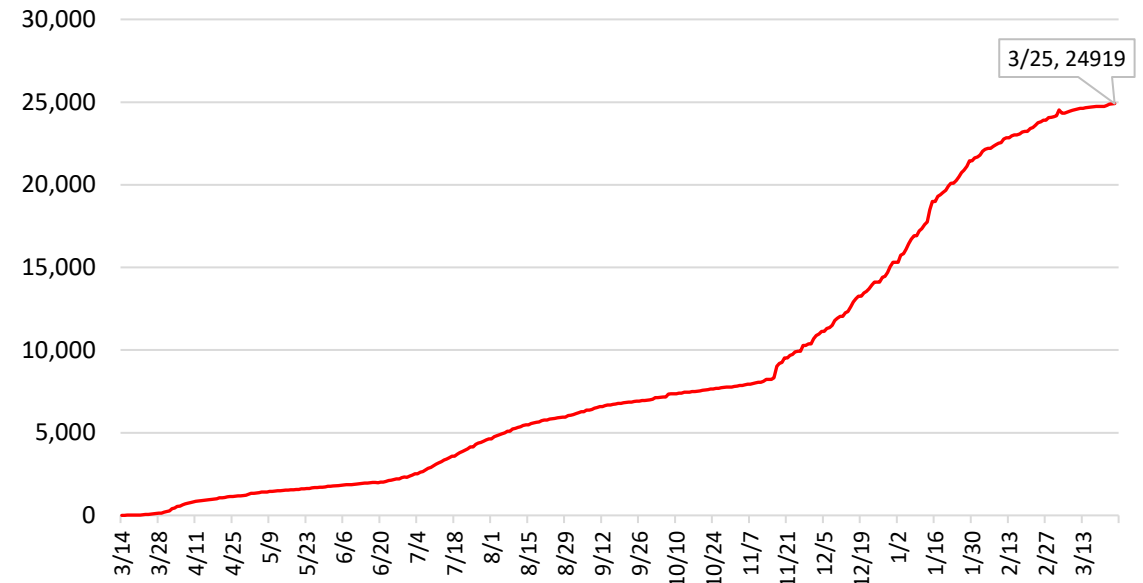
As of March 25, 2021:

- **20,742** confirmed positive cases
- **24,919** total probable + confirmed cases
- **333,258** tests administered
- **6.2%** confirmed positive test rate (March 2020 – March 2021)

Daily New Cases with Seven-Day Moving Average



St. Tammany Total Probable & Confirmed COVID-19 Cases



- **7,916** confirmed cases per 100,000 residents
- **5th highest** number of positive cases in Louisiana
- Note: Due to a two-month statewide backlog that was reported in mid-November, total cases were drastically higher from November 17th onward. Additionally, total cases going forward include both probable cases and confirmed cases.

Source: Louisiana Department of Health; St. Tammany Corporation Analysis

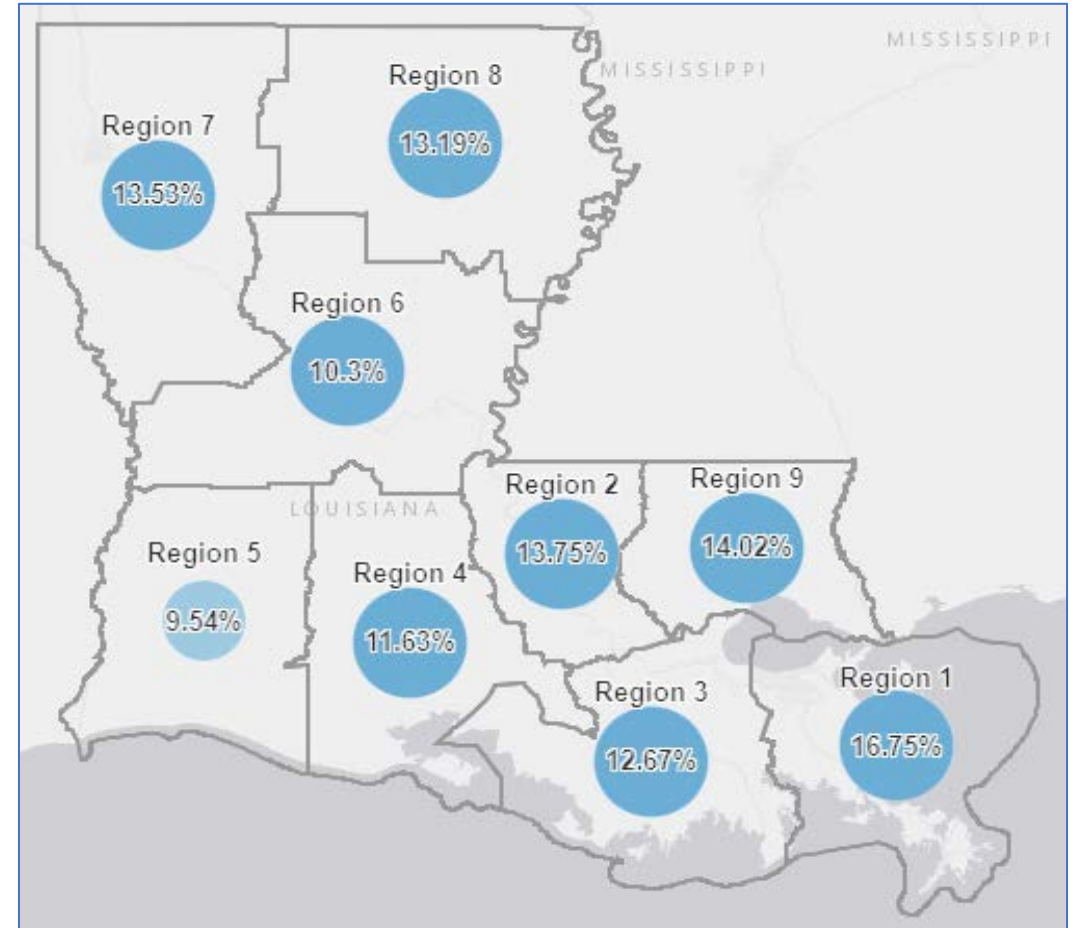


COVID-19 in St. Tammany

Vaccinations

As of March 25, 2021:

- **68,028** first doses of the COVID-19 vaccine have been administered.
 - **43,714** second doses have been administered.
- **27.0%** of the population has received at least one dose of the two-part vaccine.
 - **17.34%** of the population has received both doses.
- St. Tammany has the **6th highest full vaccination rate** in the state.
- Beginning Monday, March 29, Louisiana will become one of only nine states that will grant all people over age 16 eligibility to receive the vaccine.
- The map to the right shows the full vaccination rate for each of Louisiana's nine health regions.



Source: Louisiana Department of Health; St. Tammany Corporation Analysis



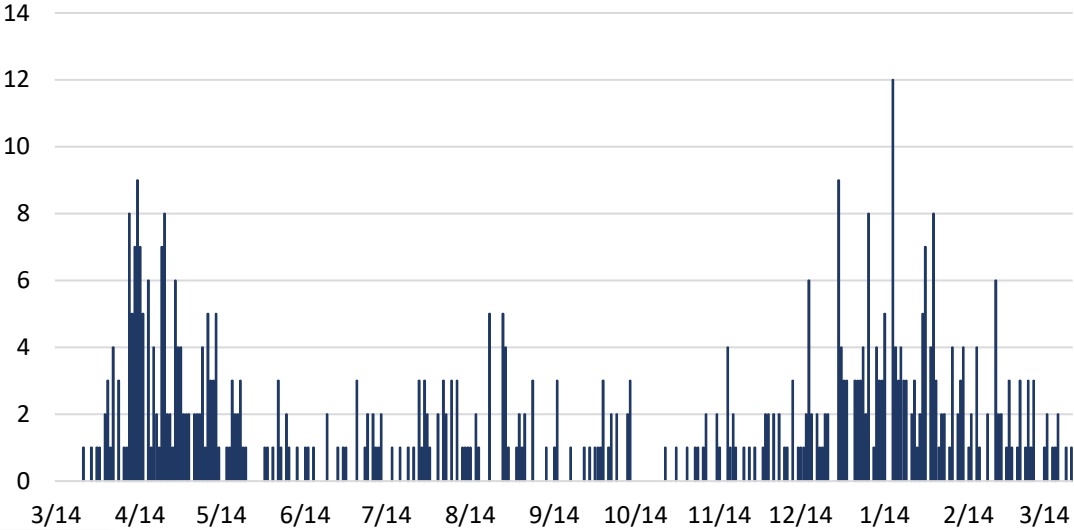
COVID-19 in St. Tammany

Mortality

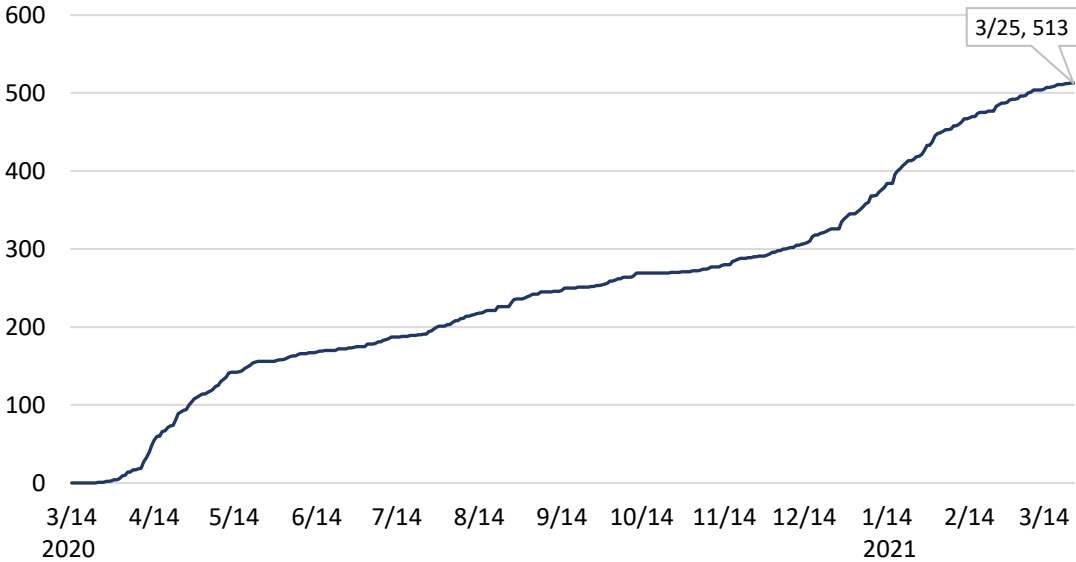
As of March 25, 2021:

- **513** deaths
- **2.1%** mortality rate (deaths as a proportion of confirmed cases)
- **5th highest** number of COVID-19 deaths in Louisiana

St. Tammany Daily Increase in COVID-19 Deaths



St. Tammany Total COVID-19 Deaths



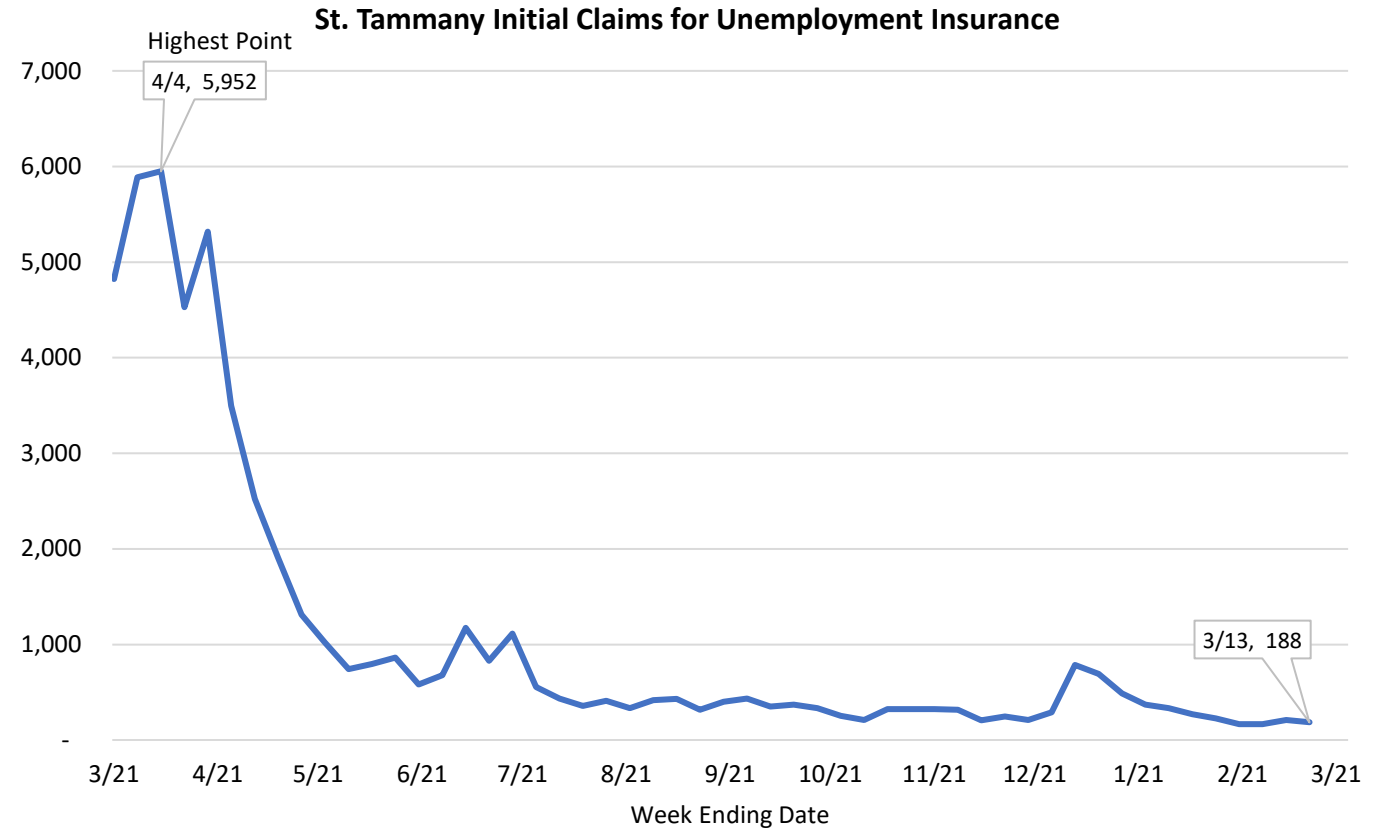
Demographic Breakdown				
Race	Deaths	Cases	Population (2018)	Cases per 1,000
Black	63	3,581	32,238	111.1
White	447	18,685	215,496	86.7
Other	3	1,652	10,377	159.2
Unknown	0	773	N/A	N/A

Source: Louisiana Department of Health; St. Tammany Corporation Analysis



Unemployment

- Weekly initial UI claims have begun to level off again following a spike in initial claims in late 2020 and early 2021, with the number of initial claims during the week ending 3/13 totaling **188**.
- At the beginning of 2021, during the weeks ending 1/2/2021 and 1/9/2021, claims had **increased by more than double**, totaling 785 and 693, respectively, the highest numbers since July 2020, following a national trend of significant job losses in December reported by the Department of Labor.

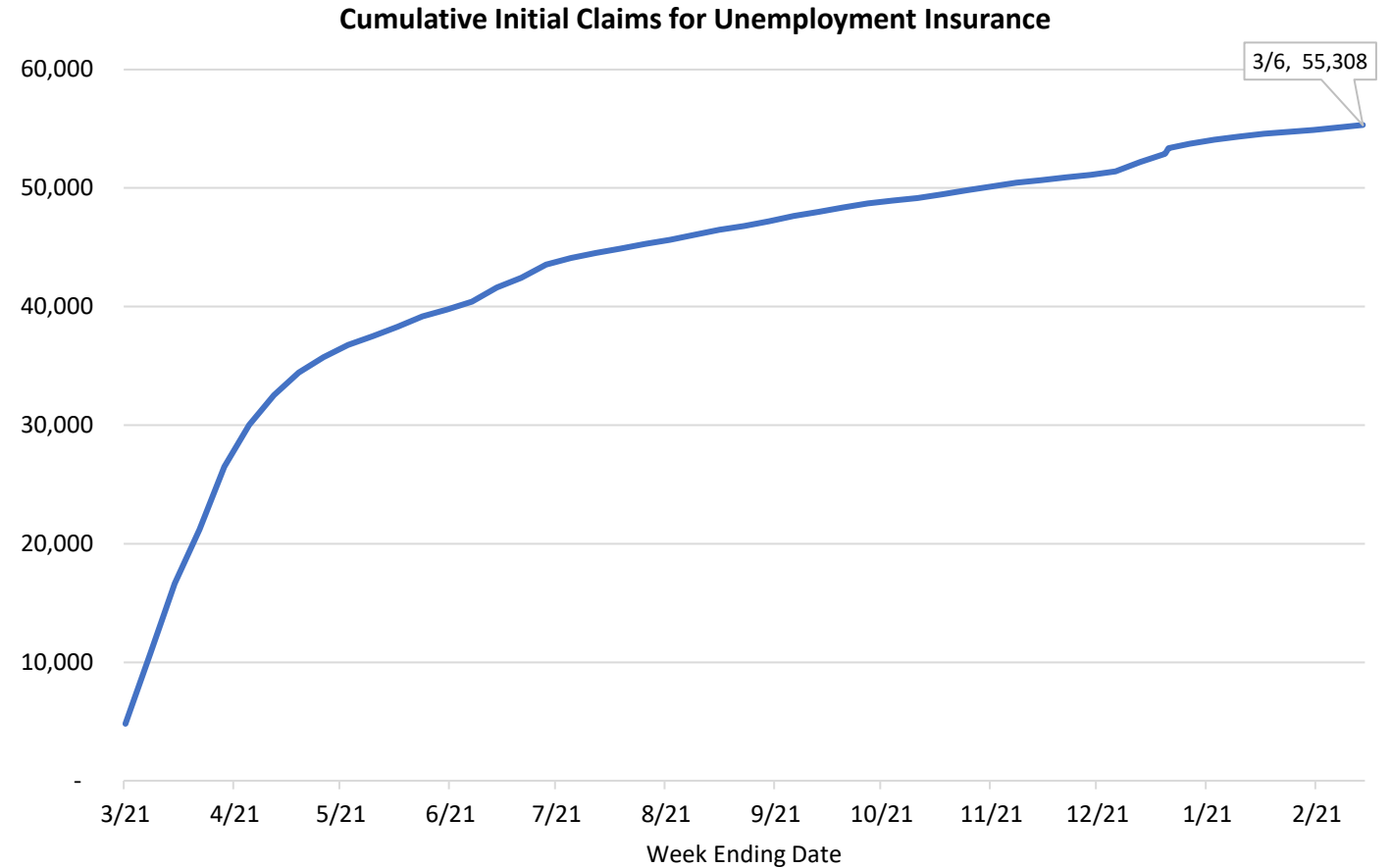


Source: Louisiana Workforce Commission



Unemployment

- The graph to the right shows the total number of initial unemployment claims in St. Tammany alone since the beginning of the pandemic, which surpassed 50,000 initial claims in November 2020 has risen to more than 55,000 as of March 6, 2021.
- This graph does not reflect the current number of unemployed workers in our economy but serves as a visual representation of the cumulative number of initial claims filed over the course of the recession so far.

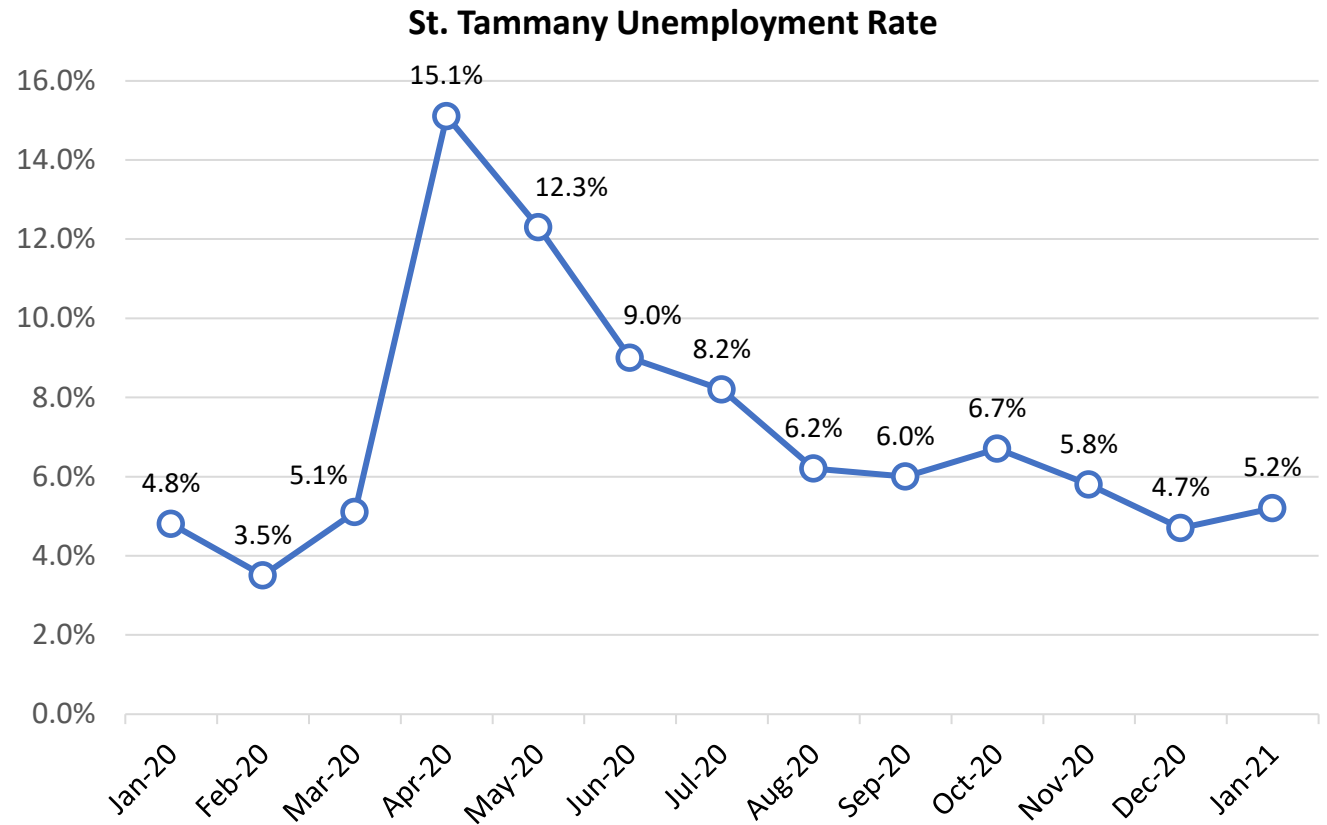


Source: Louisiana Workforce Commission



Unemployment

- In its most recent jobs report, LWC reported that St. Tammany's unemployment rate was **5.2%** in January 2021, lower than:
 - the national rate (6.3%),
 - the Louisiana rate (7.6%),
 - and the Greater New Orleans rate (9.2%).
- The same report showed that in the span of a month, a significant number of people left the labor force; from December 2020 to January 2021, the parish's labor force shrank by 2,070.
- The path to economic recovery was predicted to be non-linear and gradual, and there will be ebbs and flows of job creation and job loss until full recovery.



Source: Louisiana Workforce Commission



Unemployment Insurance Claims

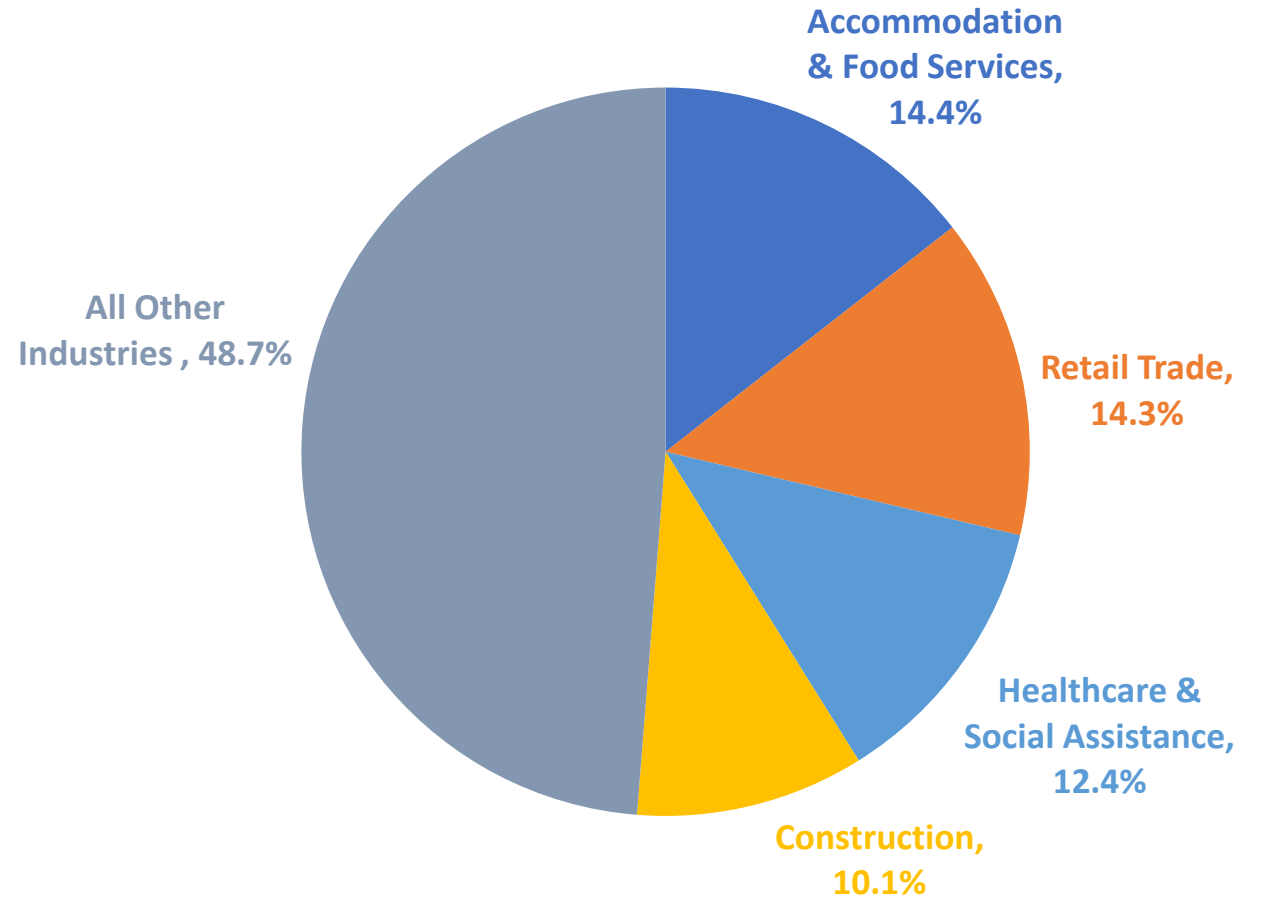
Louisiana Statewide UI Claims by Industry

Statewide, during the week ending March 6, 2021, the hardest-hit industries in terms of lost jobs were:

- **Accommodation & Food Service**, representing 14.4% of all initial claims filed;
- **Retail Trade** (14.3%);
- **Health Care and Social Assistance** (12.4%); and
- **Construction** (10.1%).

It is important to note that more than half of initial claims filed, 51.3%, were from workers in just four industries.

“All Other Industries” includes sectors such as finance and insurance; real estate; professional, scientific, and technical services; transportation, wholesale trade; education; etc.



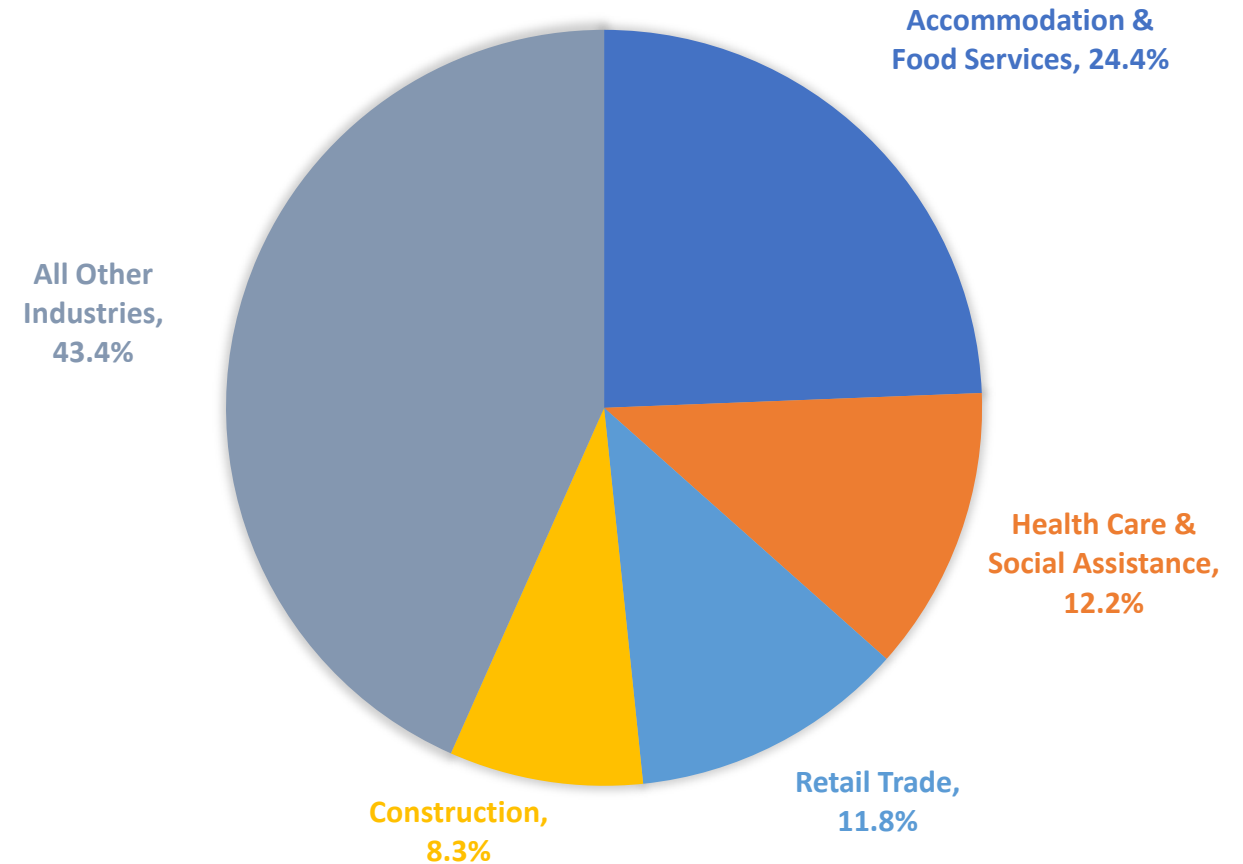
Source: Louisiana Workforce Commission



St. Tammany Economic Makeup

Statewide, the hardest-hit industries due to the pandemic during the first full week of January, as shown on the previous page, have been nearly proportional to St. Tammany's industrial makeup in terms of jobs.

"All Other Industries" includes sectors such as finance and insurance; real estate; professional, scientific, and technical services; transportation, wholesale trade; education; etc.



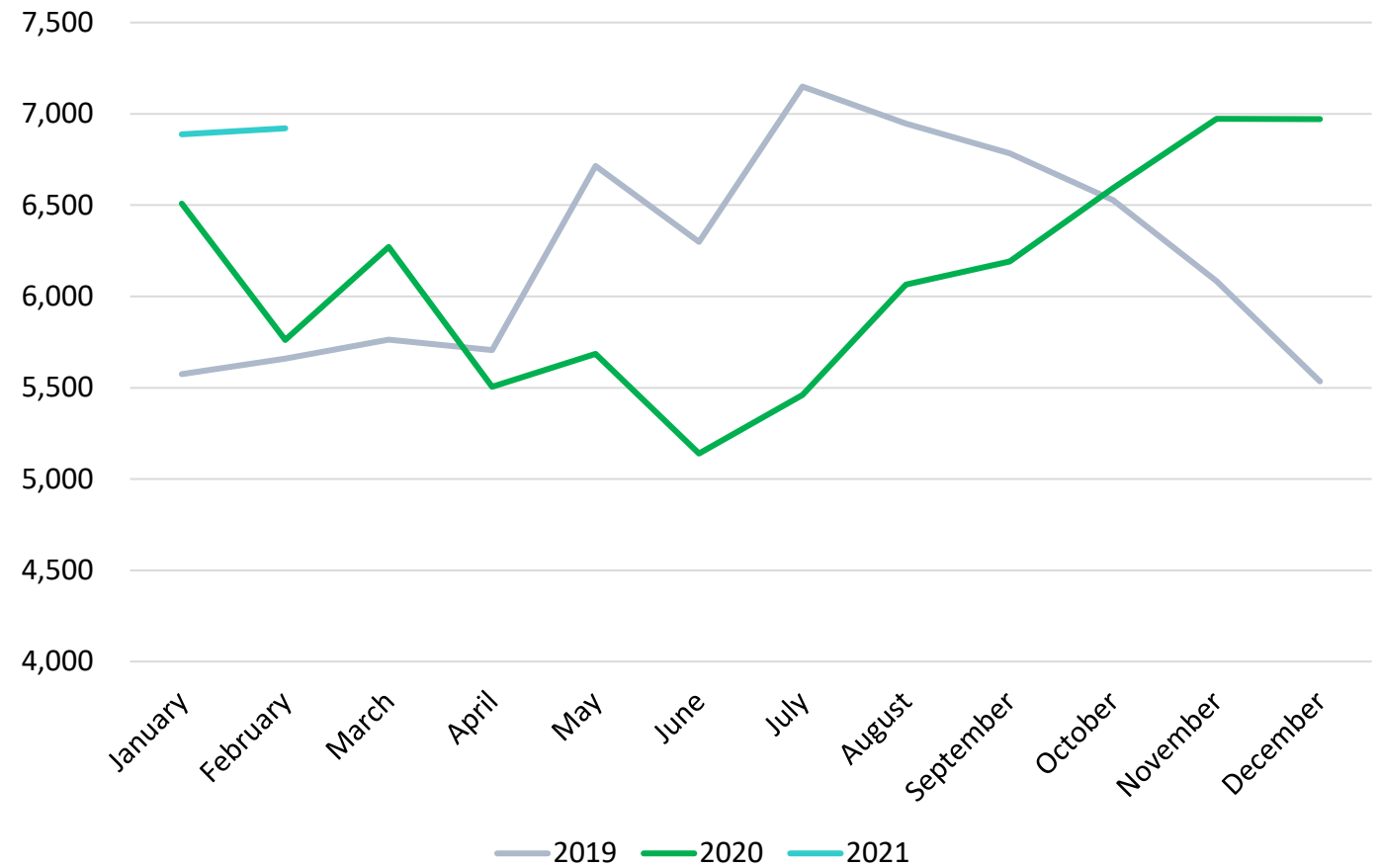
Source: EMSI



Job Postings

Year-over-Year Comparison

- Compared to 2019, job postings across all industries in St. Tammany were significantly lower from April to September 2020.
- **January and February 2021** have seen the highest number of job postings—over 1,000 more—compared with the same months during previous years.

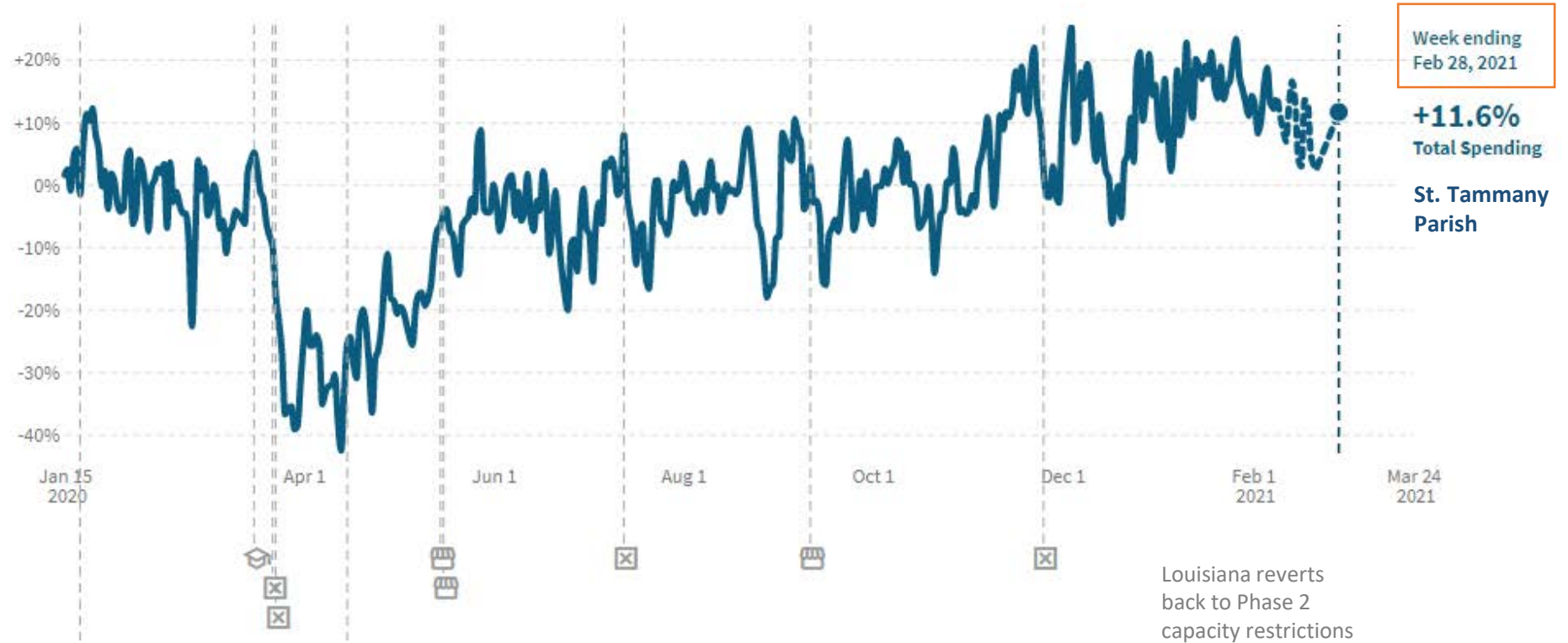


Source: EMSI



Changes in Consumer Spending

- As of February 28, 2021, total consumer spending in St. Tammany had increased to **11.6% higher** than January 2020 levels and **10.7% higher** than February 2020 levels.



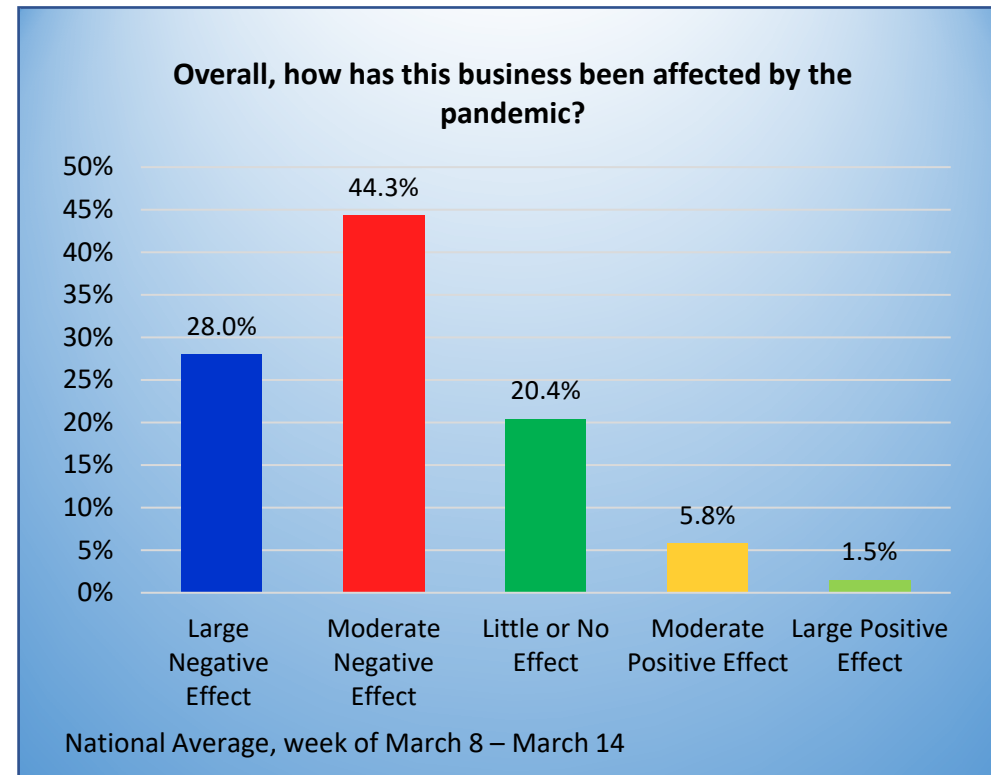
Source: Opportunity Insights Economic Tracker



Small Business Pulse

According to a nationwide survey of small businesses conducted by the Census Bureau during the week of **3/8 – 3/14**:

- **40.1%** of U.S. small businesses believe more than 6 months will pass before their business returns to its normal level of operations. For responses collected 3/1 – 3/7, this statistic was **41.6%**.
- **52.2%** of U.S. educational services small businesses have experienced a large negative effect from the coronavirus pandemic.
- **10.1%** of U.S. small businesses experienced an increase in operating revenues/sales/receipts in the prior week. For responses collected 3/1 – 3/7, this statistic was **8.6%**.
- **7.7%** of U.S. small businesses have experienced an increase in the total number of hours worked by paid employees in the last week. For responses collected 3/1 – 3/7, this statistic was **6.7%**.
- **7.1%** of U.S. small businesses experienced an increase in the number of paid employees in the last week. For responses collected 3/1 – 3/7, this statistic was **6.1%**.
- **18.0%** of U.S. small businesses have received financial assistance from the Paycheck Protection Program (loan forgiveness) since December 27, 2020.

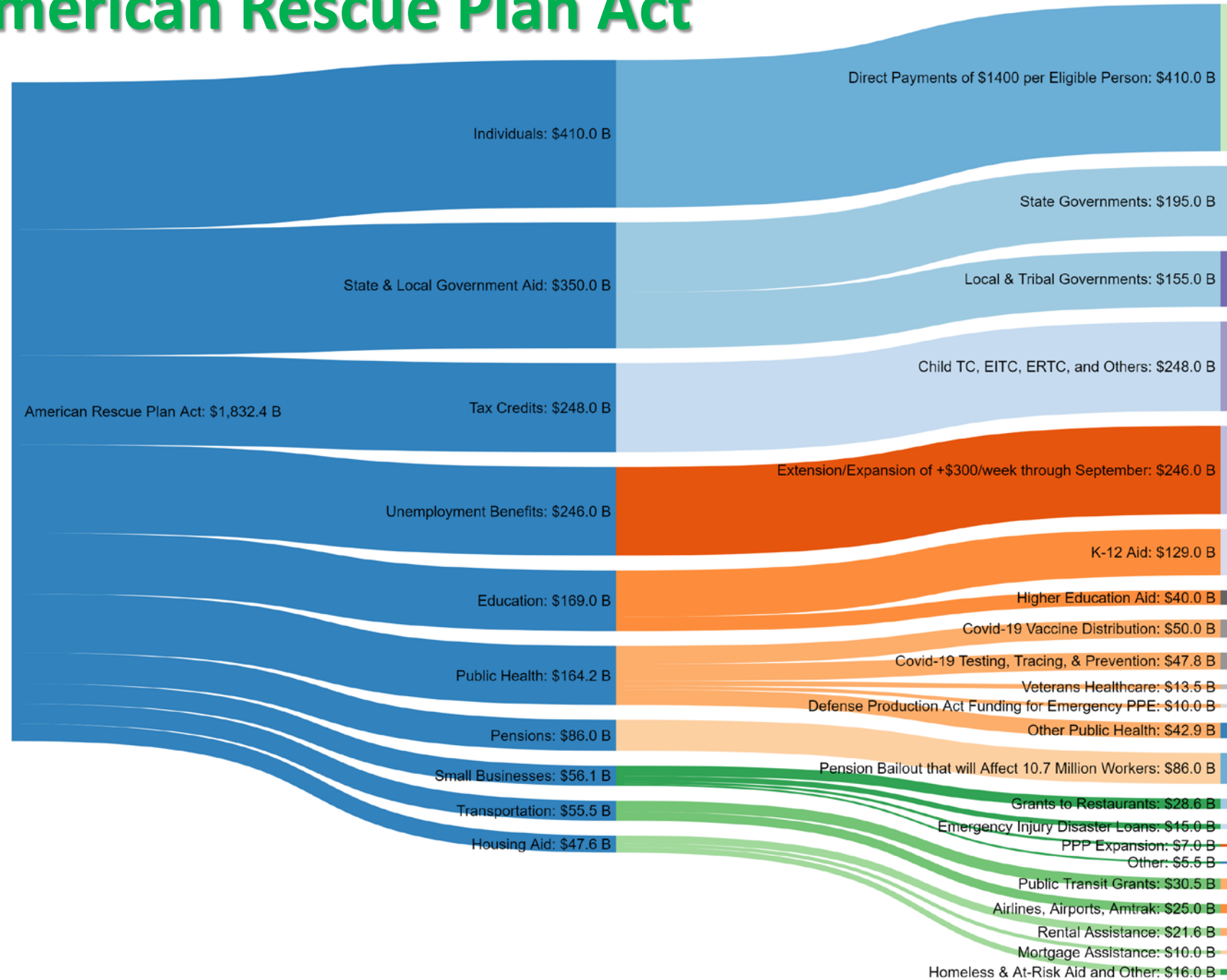


Source: Census Bureau Small Business Pulse



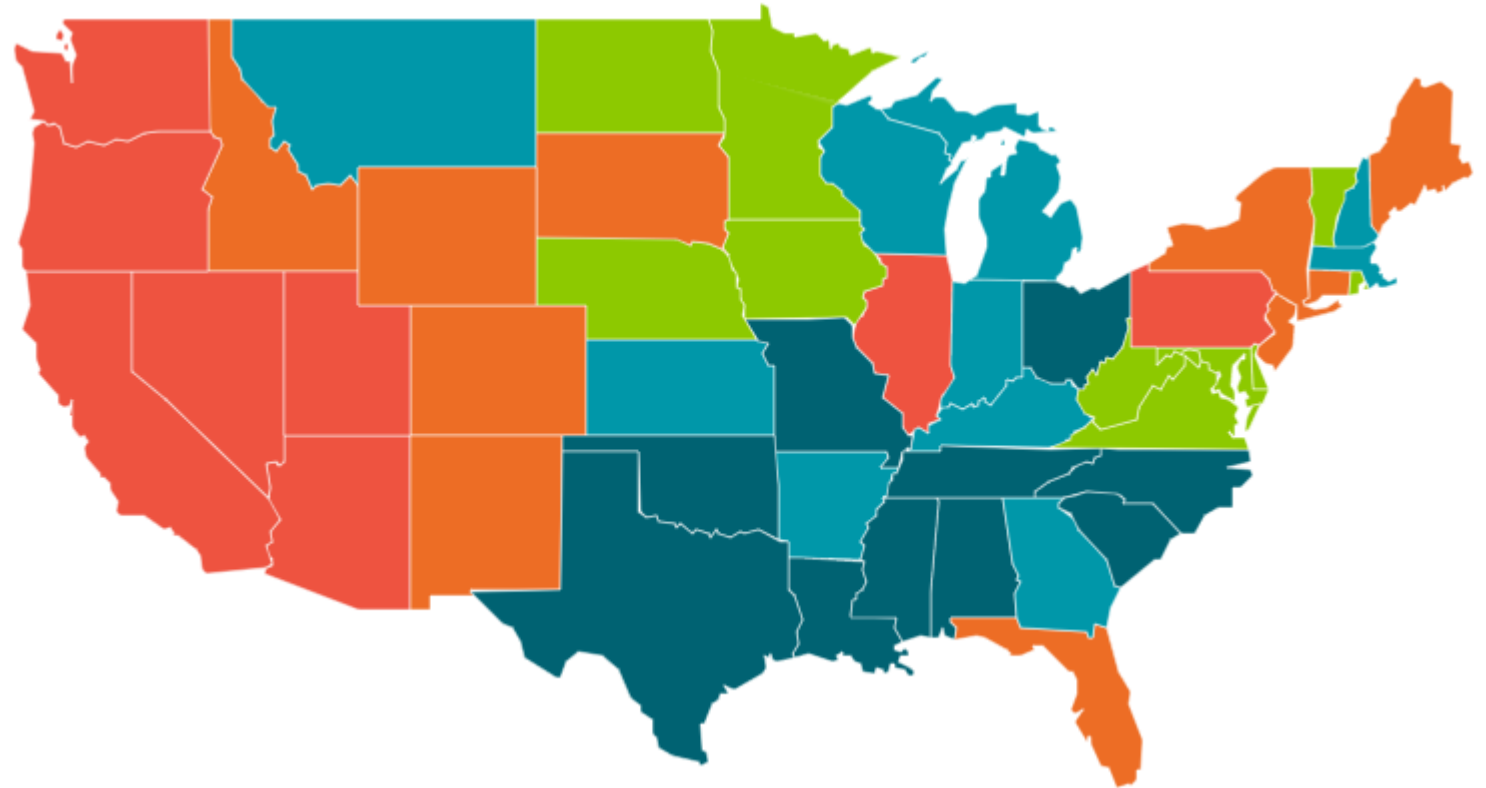
American Rescue Plan Act

- The third round of economic stimulus legislation, the American Rescue Plan Act, was signed into law on March 11, 2021.
- This bill differs from the December COVID-19 relief bill both in size and scope, with the ARPA providing aid to state, local, and tribal governments, plus substantial safety net measures for families.
- St. Tammany Parish is poised to receive \$50.5 million in stimulus funds, a significant amount of which will fund water, sewer, and broadband infrastructure.
- The visualization to the right breaks down to which areas the funding flows.

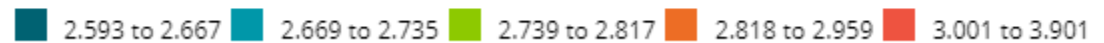


Gas Prices

- As of March 25, 2021, the average fuel price in the U.S. is **\$2.862** per gallon.
- In February, national prices averaged \$2.699.
- Nationally, March's prices are up 82.6¢ from the same time in 2020, when they were \$2.036.



Retail Fuel Prices



Source: GasBuddy.com



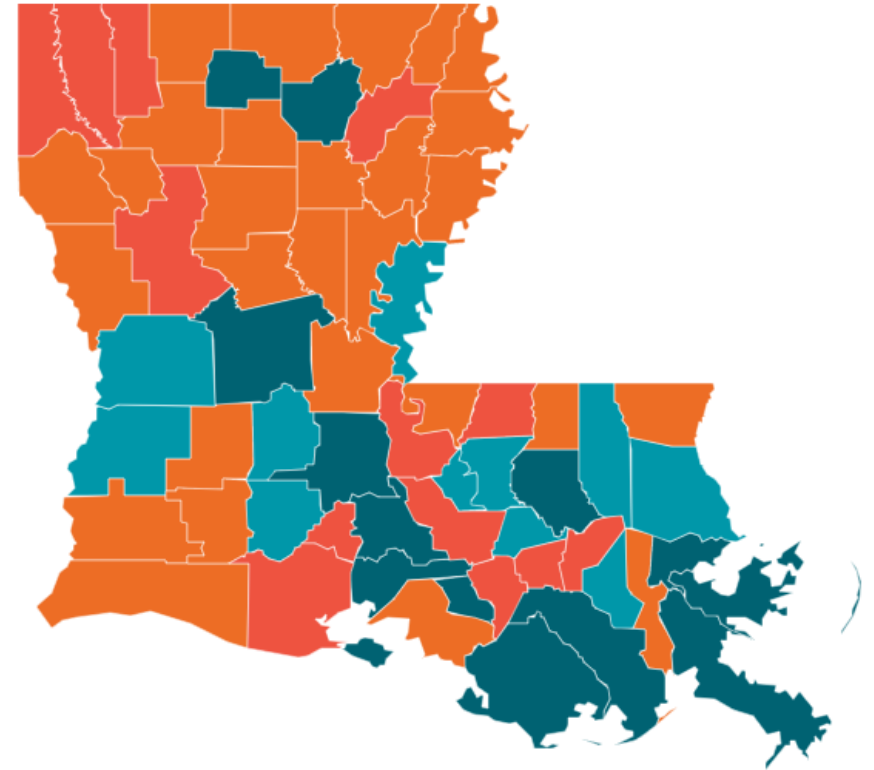
Gas Prices

- As of March 25, 2021, St. Tammany's average fuel price is **\$2.606**.
- In the New Orleans Metro, the average price is \$2.581 in March 2021, up from last month's \$2.319.
- March's prices in the New Orleans Metro are also up 73.9¢ from the same time in 2020, when they were \$1.842.



Retail Fuel Prices

■ 2.538
 ■ 2.585 to 2.589
 ■ 2.606 to 2.608
 ■ 2.622 to 2.649
 ■ 2.655



Retail Fuel Prices

■ 2.511 to 2.594
 ■ 2.600 to 2.622
 ■ 2.622
 ■ 2.622 to 2.632
 ■ 2.638 to 2.734

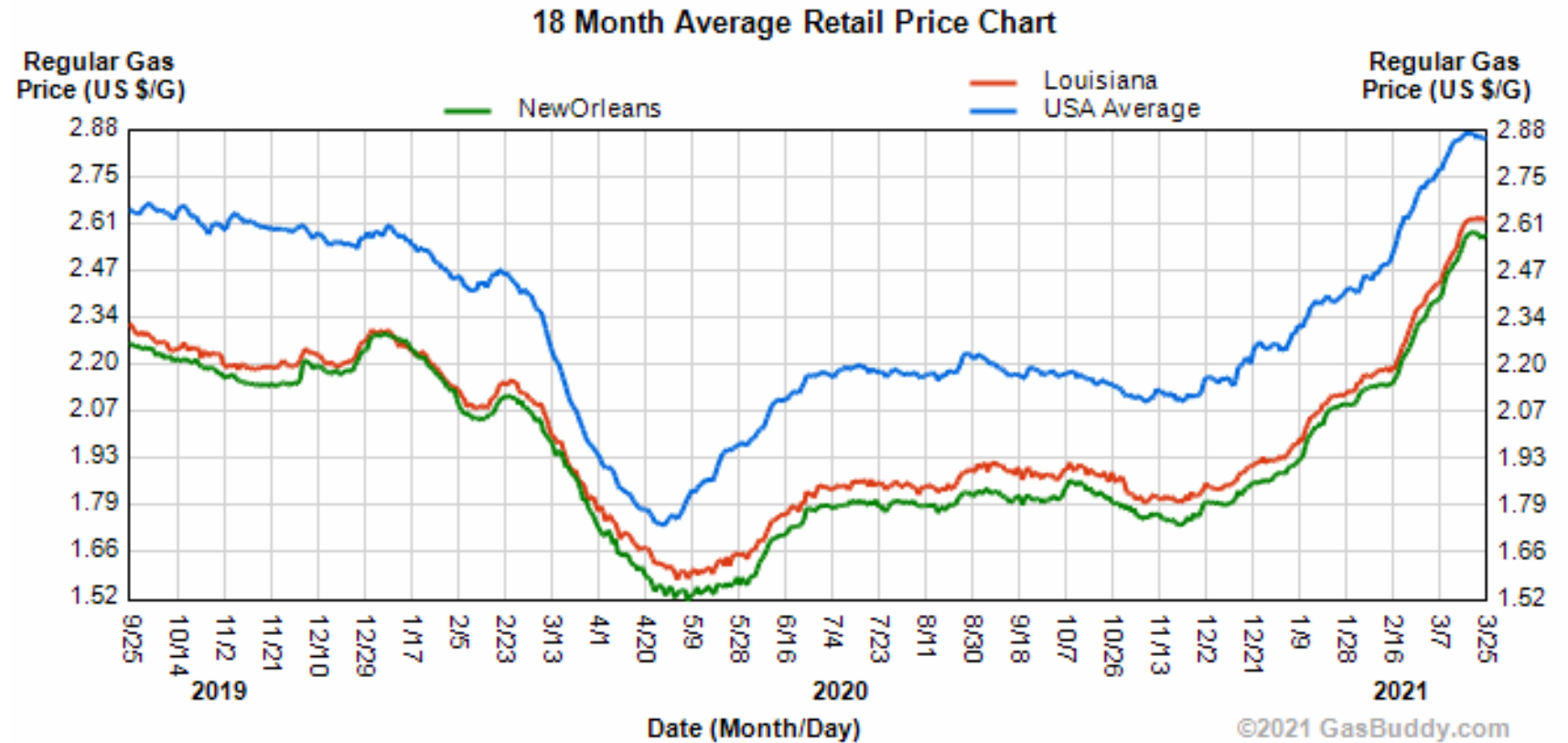


Source: GasBuddy.com



Gas Prices

- The graph to the right shows the average gas prices in the New Orleans metro, state, and nation from late 2019, before we felt the initial effects of the pandemic on our economy, through the following 18 months until now.
- Gas prices in the New Orleans metro are consistently lower than the state and nation, and prices have steadily begun to rise during the first quarter of the year.



Source: GasBuddy.com



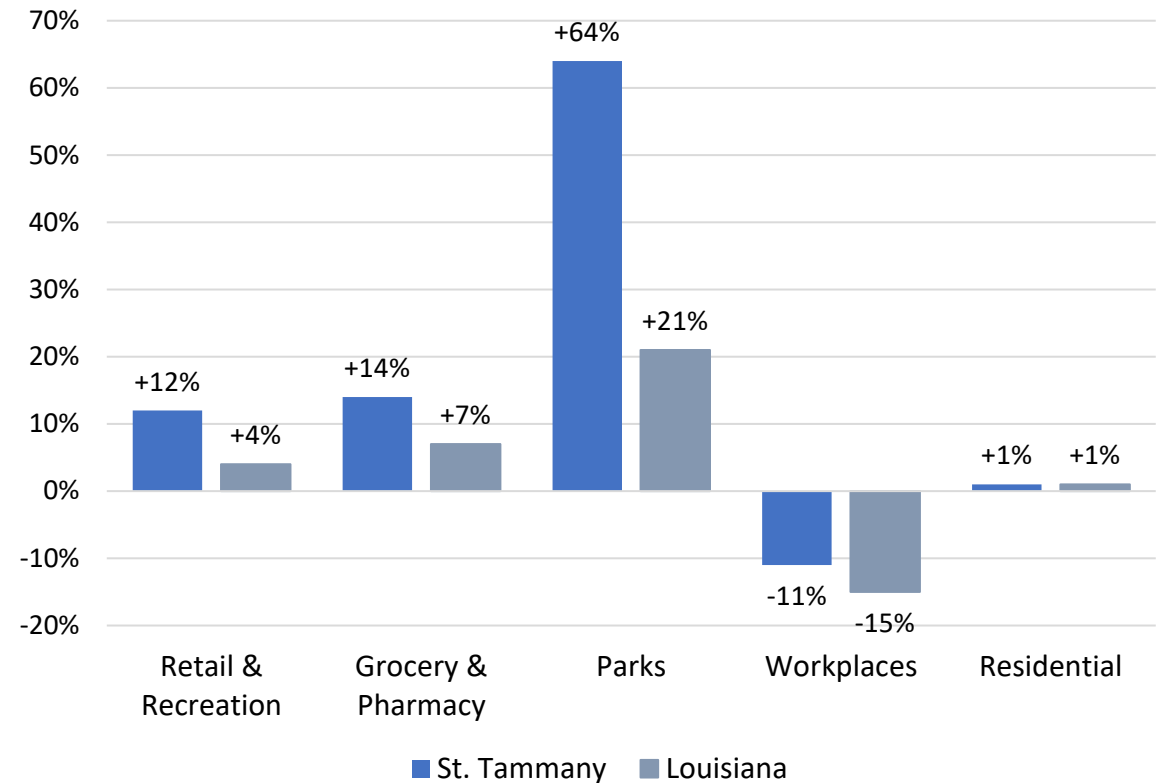
Residential Travel Since Stay-at-Home Order

Although the stay-at-home order is no longer in effect, people are still encouraged to limit their travel in order to stay safe. The purpose of the community mobility report is to give insight into key questions:

- How have travel and mobility in St. Tammany been impacted by the pandemic?
- How well has St. Tammany adhered to the stay-at-home order?
- Where are people going when they aren't going to work, going shopping, or doing leisure/entertainment activities?

Definitions:

- **Retail & Recreation:** places like restaurants, cafes, shopping centers, theme parks, museums, libraries, and movie theaters
- **Grocery & Pharmacy:** places like grocery markets, food warehouses, farmers markets, specialty food shops, drug stores, and pharmacies
- **Parks:** places like national parks, public beaches, marinas, dog parks, plazas, and public gardens
- **Workplaces:** places of work
- **Residential:** places of residence
- Negative percentages indicate reduction in travel



Source: Google | COVID-19 Community Mobility Report – March 2021



Key Takeaways

- St. Tammany has recorded nearly 25,000 confirmed and probable COVID-19 cases and has surpassed 500 COVID-related deaths. However, daily new cases have significantly improved, and St. Tammany has one of the highest vaccination rates in the state.
- Although we saw additional job loss and a half-point increase in the unemployment rate from December to January, the path to economic recovery was predicted to be non-linear and gradual, and there will be ebbs and flows of job creation and job loss until the full return to normalcy.
- Small businesses continue to struggle, however; 72.3% of small business owners nationwide say that their business is still negatively impacted by the pandemic, and 40.1% of U.S. small businesses believe more than 6 months will pass before their business returns to its normal level of operations.
- St. Tammany Parish is poised to receive \$50.5 million in stimulus funds from the American Rescue Plan Act, a significant amount of which will fund water, sewer, and broadband infrastructure.
- As gas prices rise nationwide, Greater New Orleans prices continue to be lower than the state, region, and nation.





**ST. TAMMANY
CORPORATION**

The Economic Development Organization for St. Tammany

The **AnalyST**

St. Tammany Corporation's economic research publication

 [@StTammanyCorporation](https://www.facebook.com/StTammanyCorporation)

 [@StTammanyCorp](https://twitter.com/StTammanyCorp)

 [StTammanyCorp.org](https://www.StTammanyCorp.org)

Prepared by:
Elizabeth Lee
Research Analyst &
Economic Development Specialist
elee@sttammanycorp.org