



The **AnalyST**

St. Tammany Corporation's economic research publication

February 2021

Snapshot: Impacts of COVID-19 on St. Tammany

*17 charts and graphs that show how St.
Tammany has been changed by COVID-19
throughout 2020 and into 2021*



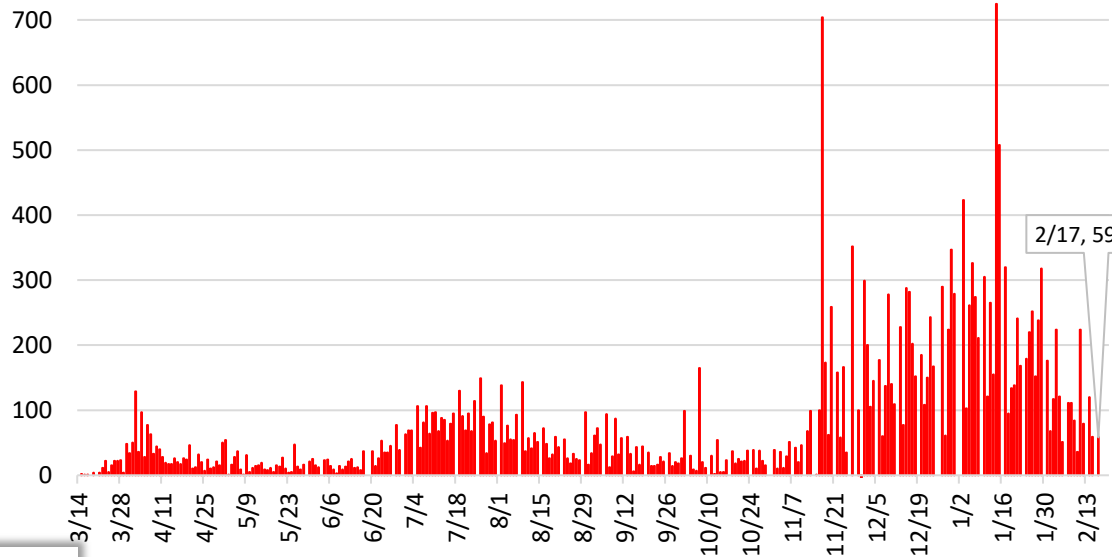
COVID-19 in St. Tammany

Cases

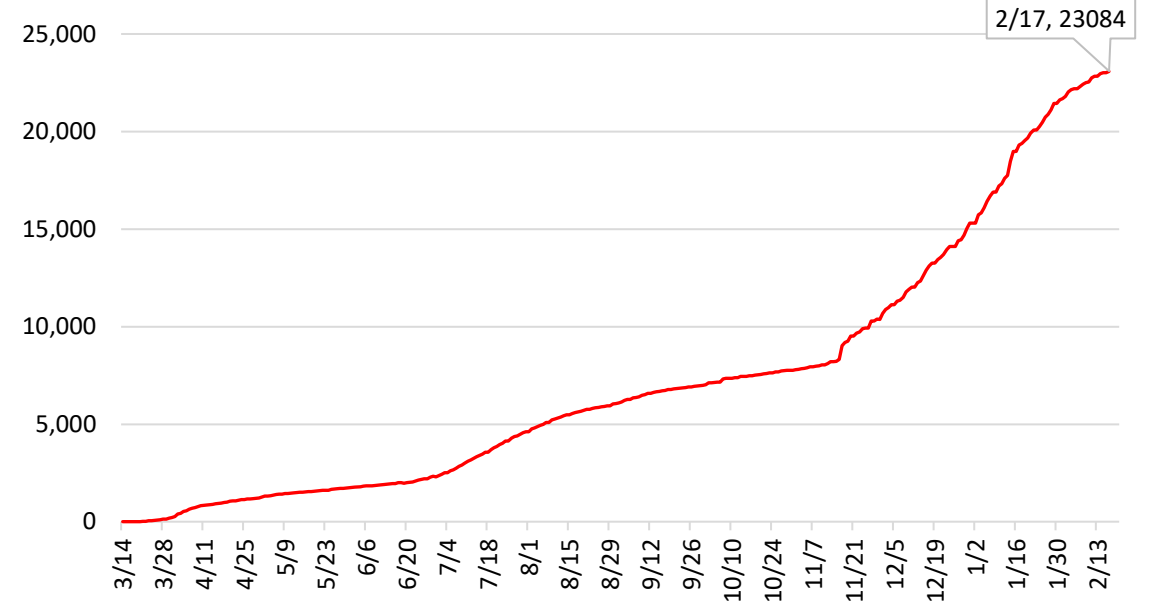
As of February 17th, 2021:

- **19,622** confirmed positive cases
- **23,084** total probable + confirmed cases
- **292,165** tests administered
- **6.7%** confirmed positive test rate (March-February)

St. Tammany Daily Increases in COVID-19 Cases



St. Tammany Total Probable & Confirmed COVID-19 Cases



- **7,460** confirmed cases per 100,000
- **6th highest** number of positive cases in Louisiana
- Note: Due to a two-month statewide backlog that was reported in mid-November, total cases were drastically higher from November 17th onward. Additionally, total cases going forward include both probable cases and confirmed cases.

Source: Louisiana Department of Health; St. Tammany Corporation Analysis



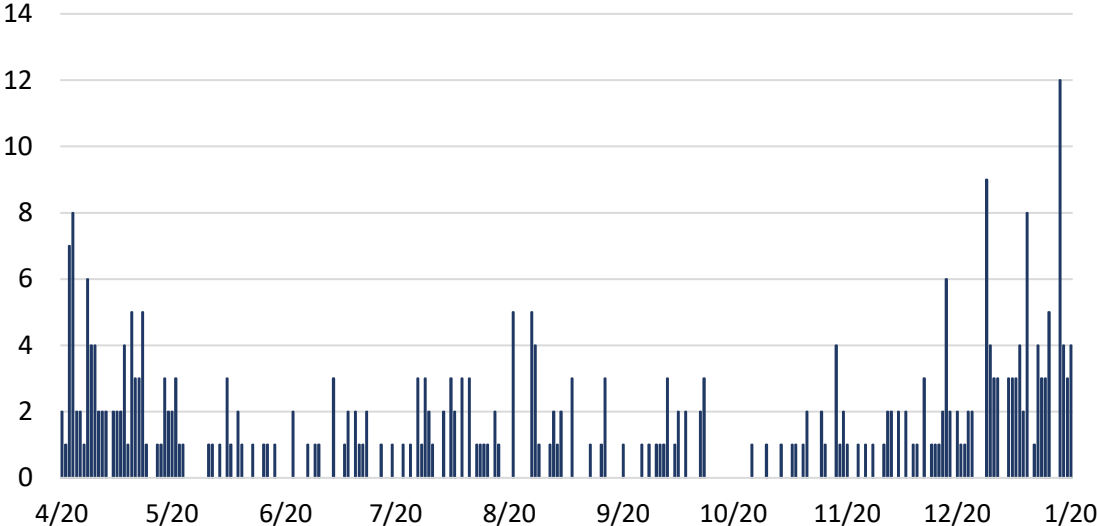
COVID-19 in St. Tammany

Mortality

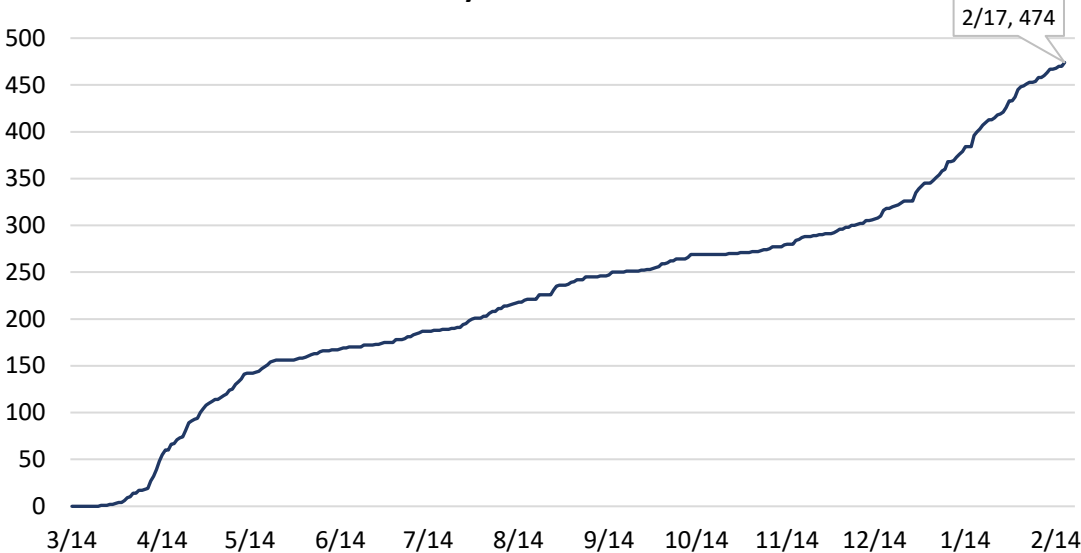
As of February 17th, 2021:

- **474** deaths
- **2.1%** mortality rate (deaths as a proportion of confirmed cases)
- **5th highest** number of COVID-19 deaths in Louisiana

St. Tammany Daily Increase in COVID-19 Deaths



St. Tammany Total COVID-19 Deaths



Demographic Breakdown

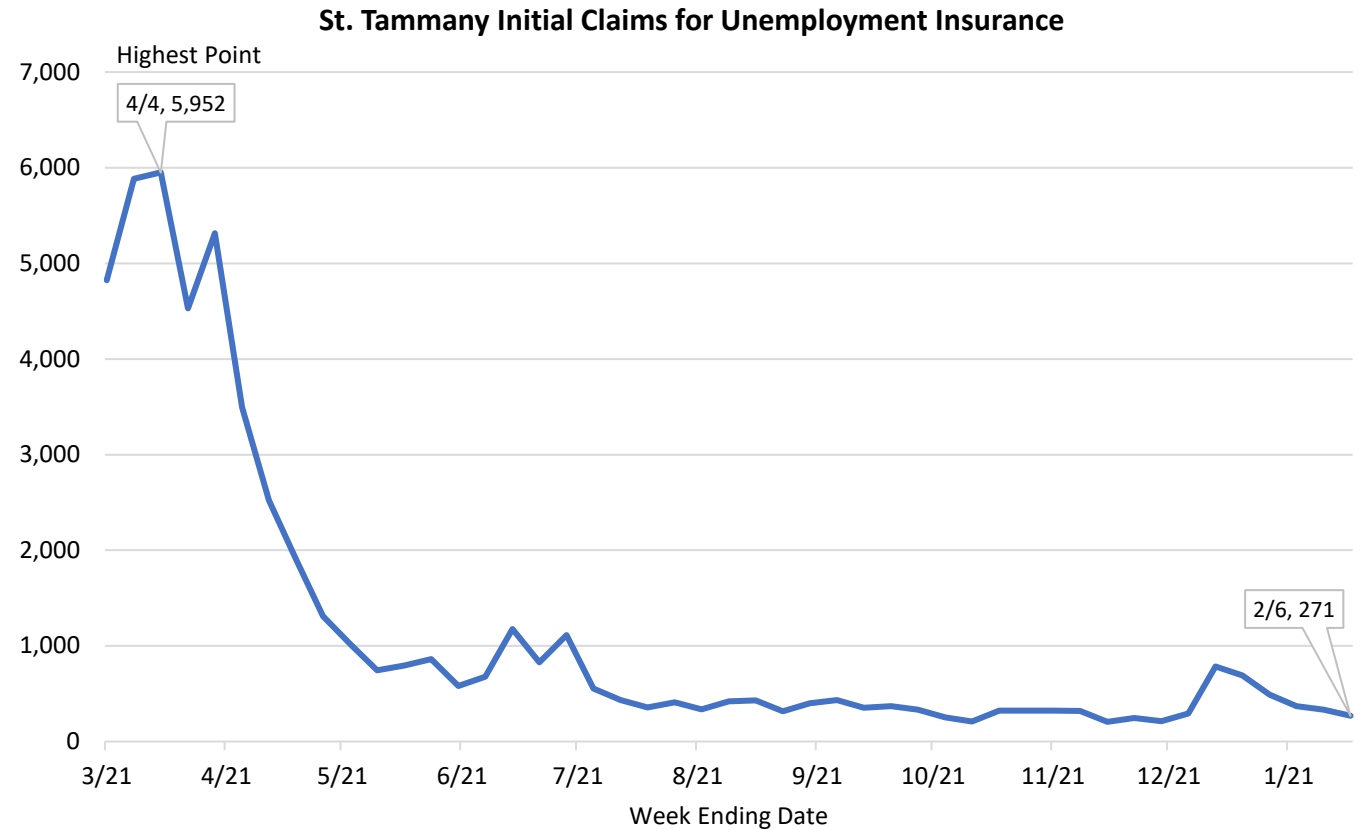
Race	Deaths	Cases	Population (2018)	Cases per 1,000
Black	56	3,267	32,238	101.3
White	415	17,360	215,496	80.6
Other	3	1,549	10,377	149.3
Unknown	0	741	N/A	N/A

Source: Louisiana Department of Health; St. Tammany Corporation Analysis



Unemployment

- Weekly initial UI claims have begun to level off again following a spike in initial claims in late 2020 and early 2021, with the number of initial claims during the week ending 2/6 totaling **271**.
- About one month prior, during the weeks ending 1/2/2021 and 1/9/2021, claims had **increased by more than double**, totaling 785 and 693, respectively, the highest numbers since July 2020, following a national trend of significant job losses in December reported by the Department of Labor.

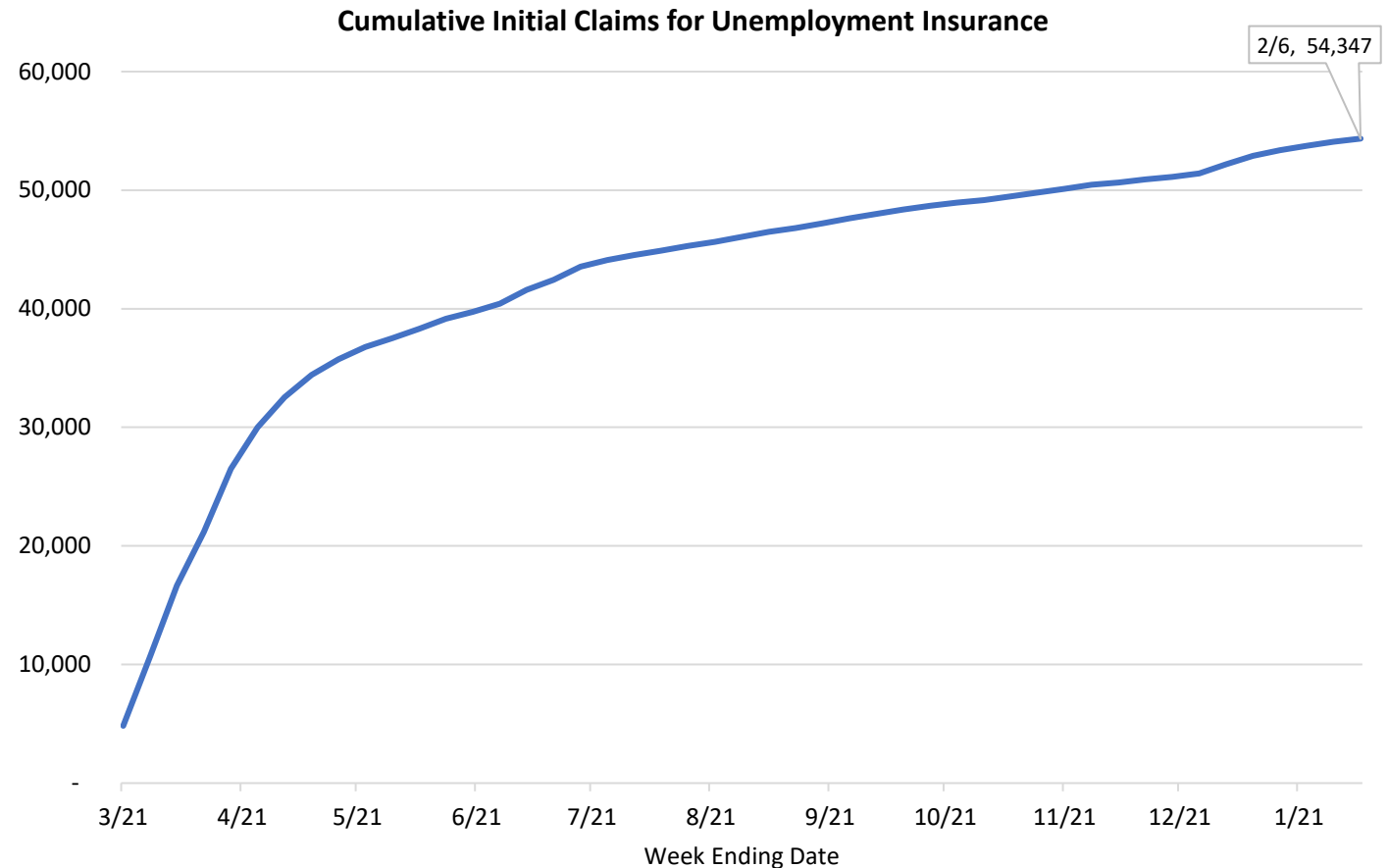


Source: Louisiana Workforce Commission



Unemployment

- The graph to the right shows the total number of initial unemployment claims in St. Tammany alone since the beginning of the pandemic, which surpassed 50,000 initial claims in November 2020 has risen to more than 54,000 as of February 6, 2021.
- This graph does not reflect the current number of unemployed workers in our economy but serves as a visual representation of the cumulative number of initial claims filed over the course of the recession so far.

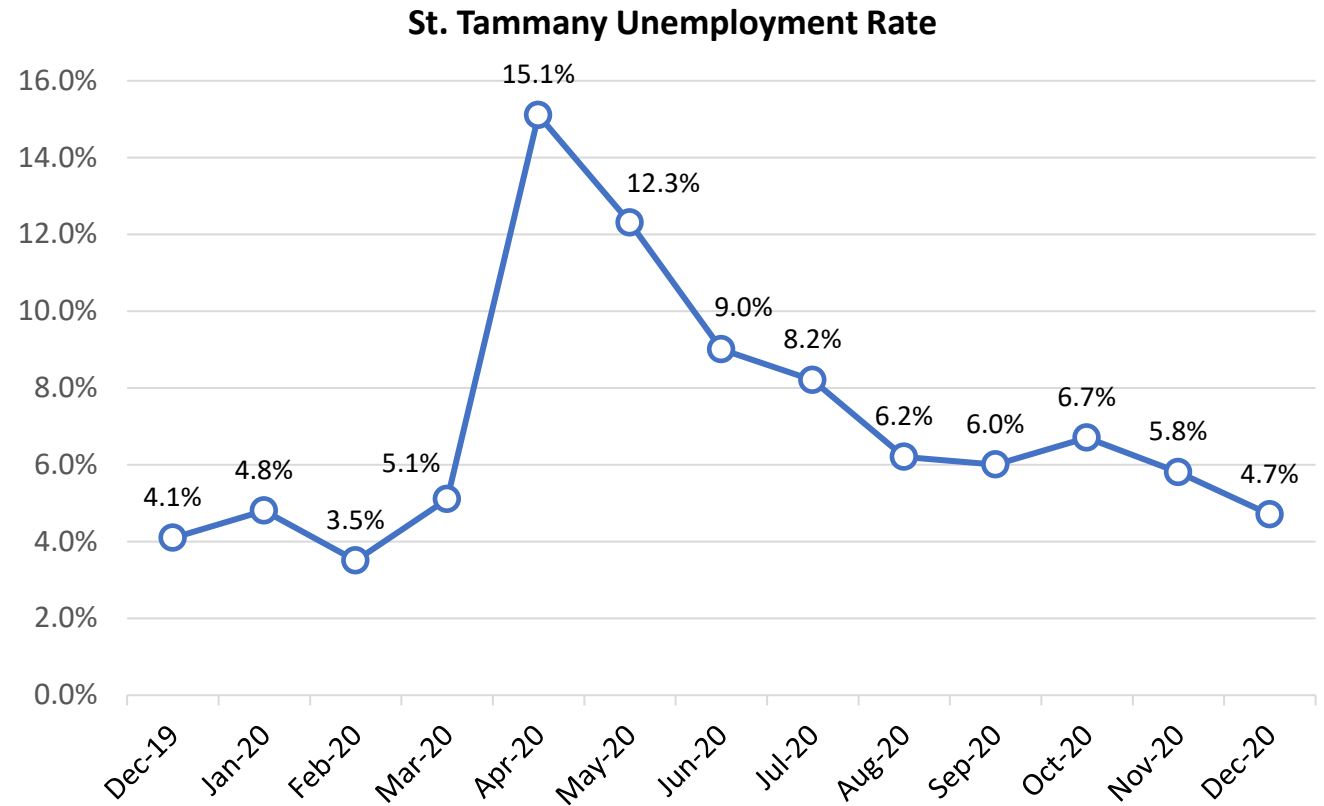


Source: Louisiana Workforce Commission



Unemployment

- In its most recent jobs report, LWC reported that St. Tammany's unemployment rate was **4.7%** in November 2020, lower than:
 - the national rate (6.7%),
 - the Louisiana rate (7.2%),
 - and the Greater New Orleans rate (8.2%).



Source: Louisiana Workforce Commission



Unemployment Insurance Claims

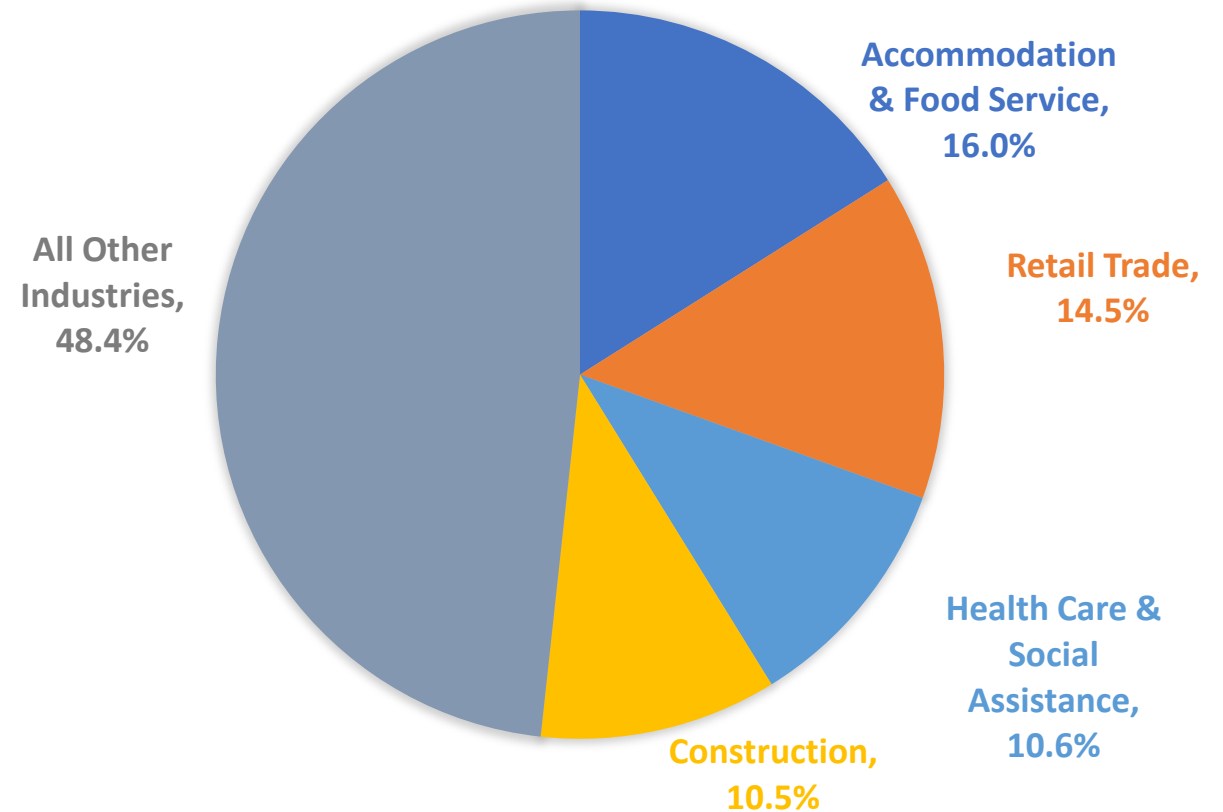
Statewide, during the week of February 6, 2021, the hardest-hit industries in terms of lost jobs were:

- **Accommodation & Food Service**, representing 16.0% of all initial claims filed;
- **Retail Trade** (14.5%);
- **Health Care and Social Assistance** (10.7%); and
- **Construction** (10.5%).

It is important to note that more than half of initial claims filed, 51.6%, were from workers in just four industries.

“All Other Industries” includes sectors such as finance and insurance; real estate; professional, scientific, and technical services; transportation, wholesale trade; education; etc.

Louisiana Statewide UI Claims by Industry



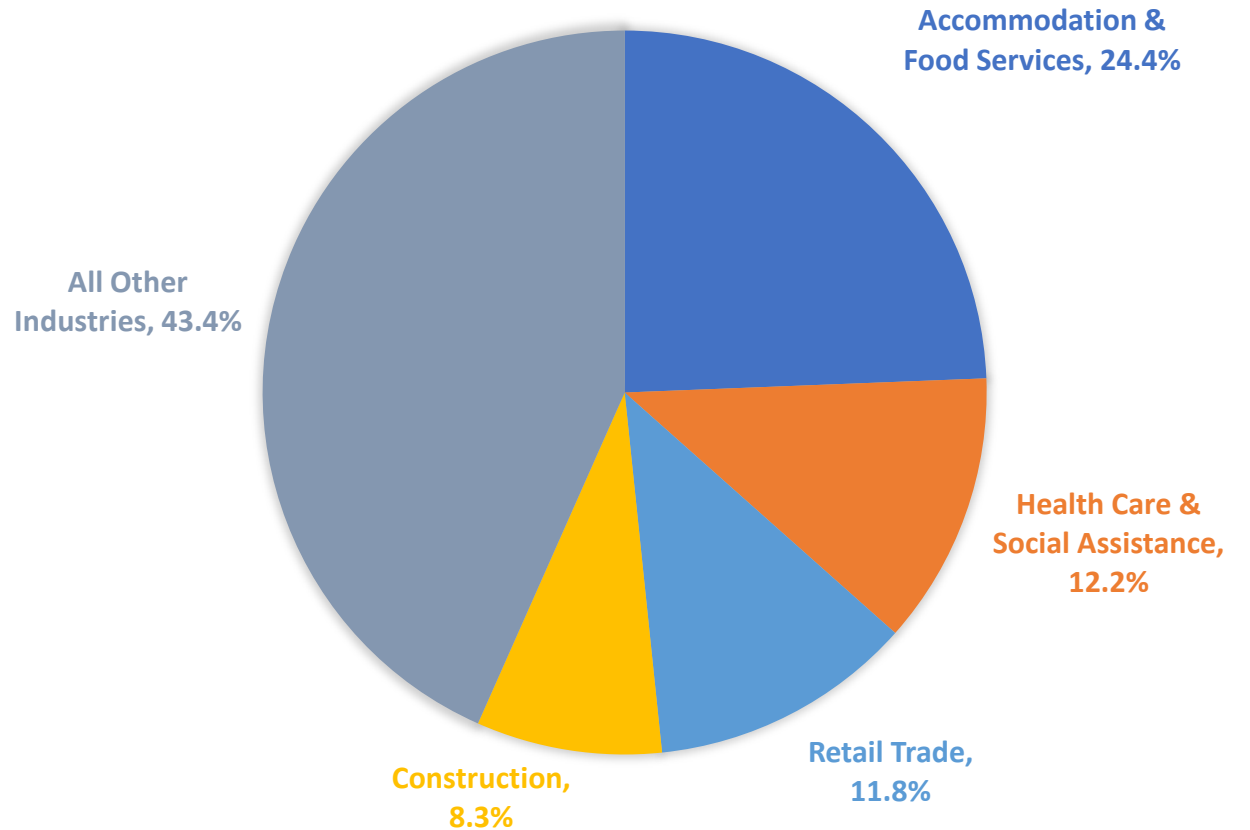
Source: Louisiana Workforce Commission



St. Tammany Economic Makeup

Statewide, the hardest-hit industries due to the pandemic during the first full week of January, as shown on the previous page, have been nearly proportional to St. Tammany's industrial makeup in terms of jobs.

"All Other Industries" includes sectors such as finance and insurance; real estate; professional, scientific, and technical services; transportation, wholesale trade; education; etc.



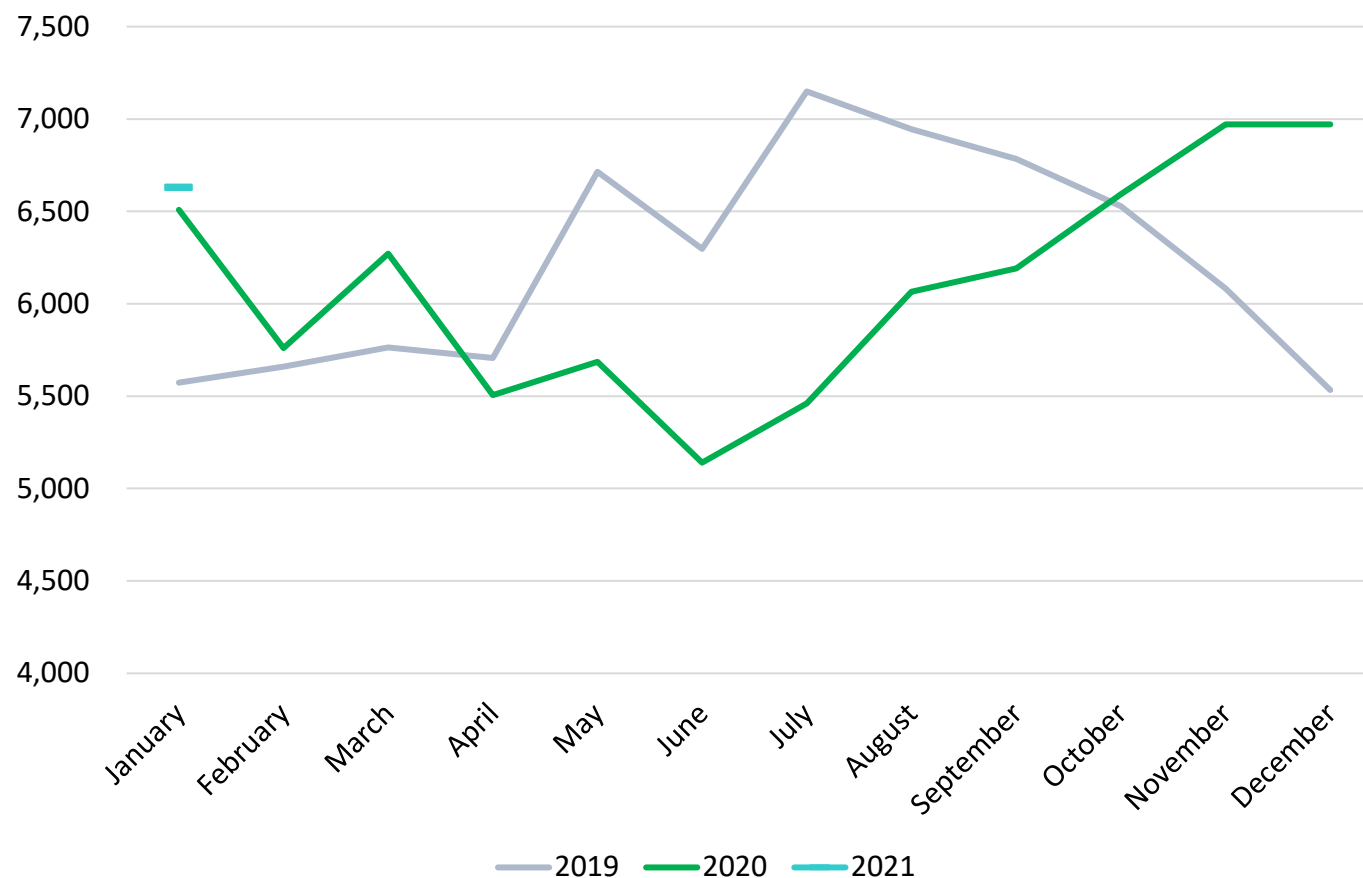
Source: EMSI



Job Postings

Year-over-Year Comparison

- Compared to 2019, job postings in 2020 were significantly lower from April to September.
- **January 2021** saw the highest number of job postings compared with the same month during previous years, **6,330**.
- January 2021's job postings were a decline of more than 600 from November and December 2020, potentially due to seasonal job turnover after the holidays.



Source: EMSI



Changes in Small Business Revenue

- As of February 2, 2021, total small business revenue in St. Tammany was still **down by nearly half** of its January 2020 levels.
- The lowest point was March 30, when revenue was at **-81.9%**.
- From the initial effects of the pandemic on the economy through the end of the year, small business revenue has struggled to improve, hovering between 35% and 55% **lower** than January 2020 levels from August through January 2021.

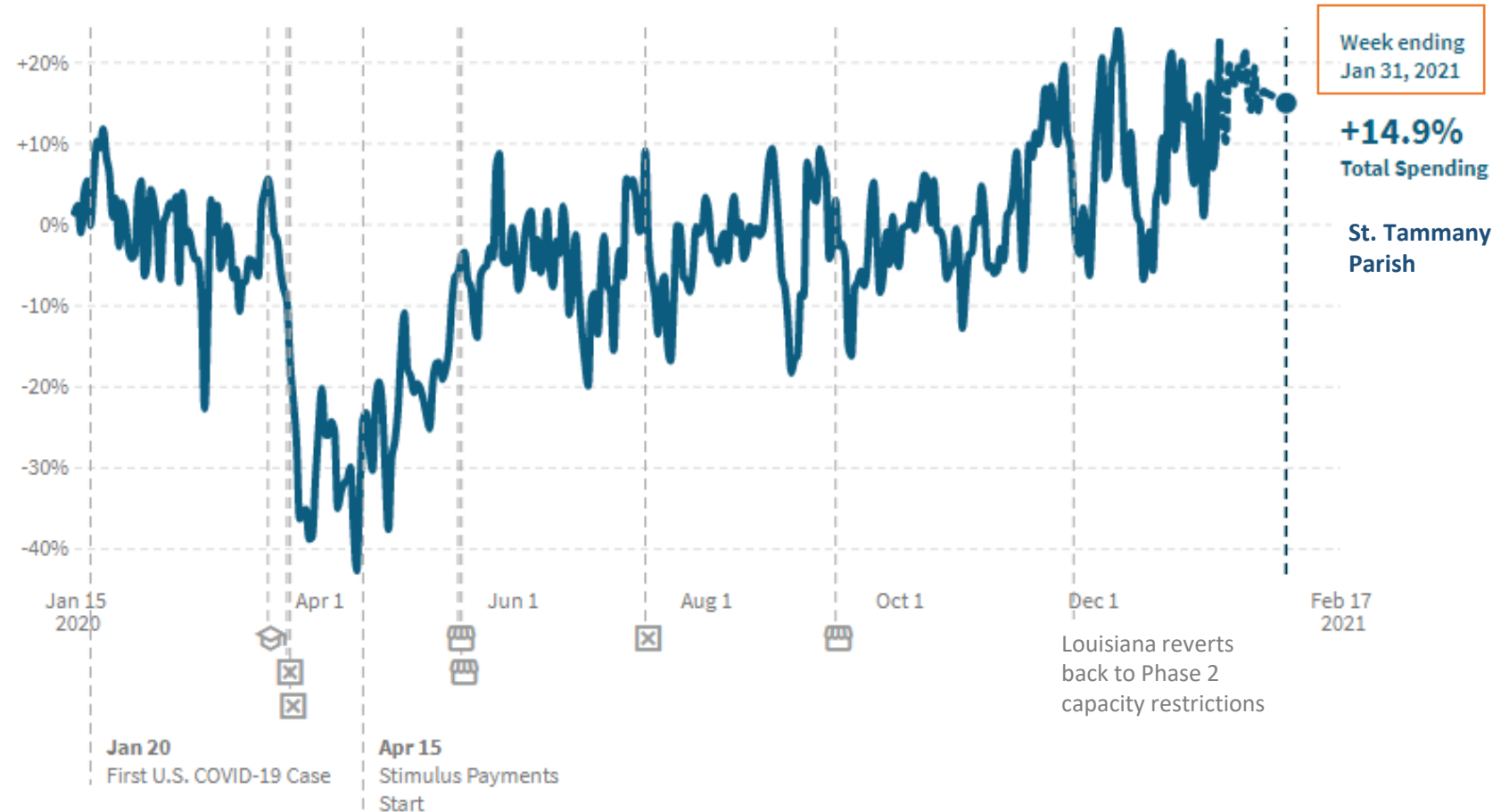


Source: Opportunity Insights Economic Tracker



Changes in Consumer Spending

- As of January 31, 2021, total consumer spending in St. Tammany had increased to **14.9% higher** than January 2020 levels.
- Compared alongside small business revenue levels, shown on the previous page to be down more than half in the same time period, consumer spending has demonstrated a significant recovery.



Source: Opportunity Insights Economic Tracker



Household Pulse

According to a nationwide survey of households conducted by the Census Bureau during the week of 1/20 through 2/1:

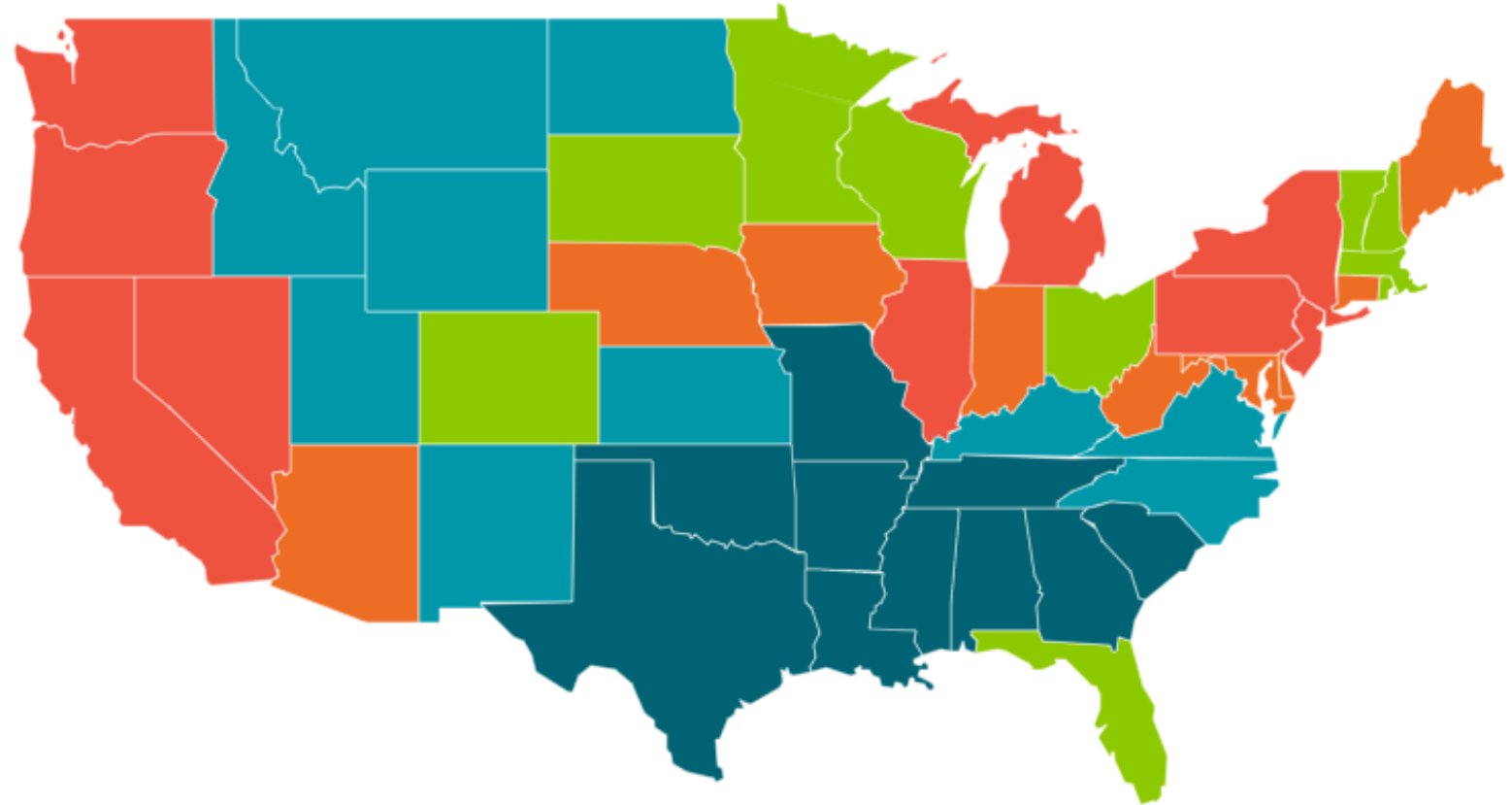
- **24.9%** of American adults expect someone in their household to experience a loss in employment income in the next 4 weeks
- **38.6%** of adults live in households where at least one adult substituted some or all in-person work for telework because of the coronavirus pandemic
- **11.2%** of American adults lived in households where there was either sometimes or often not enough to eat in the previous 7 days
- Of adults living in households not current on rent or mortgage, **33.3%** report eviction or foreclosure in the next two months is somewhat or very likely
- **35.4%** of adults live in households where it has been somewhat or very difficult to pay usual household expenses during the coronavirus pandemic
- **79.3%** of adults in households with post-secondary educational plans had those plans cancelled or changed significantly this fall
- **13.2%** of adults have received a COVID-19 vaccine
- Among adults who have yet to receive a COVID-19 vaccine, **54.8%** definitely will get one when available

Source: Census Bureau
Household Pulse

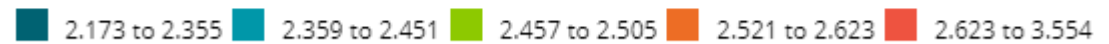


Gas Prices

- As of February 17, 2021, the average fuel price in the U.S. is **\$2.568** per gallon.
- In January, national prices averaged \$2.383.
- Nationally, February's prices are up 12.2¢ from the same time in 2020, when they were \$2.446.



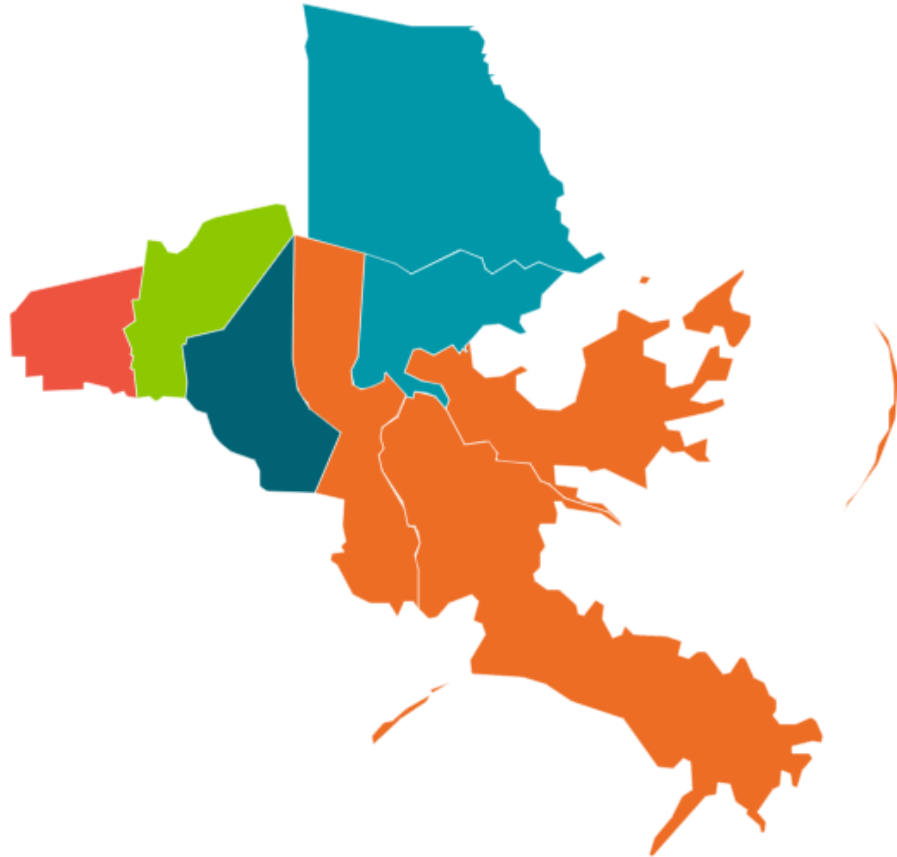
Retail Fuel Prices



Source: GasBuddy.com



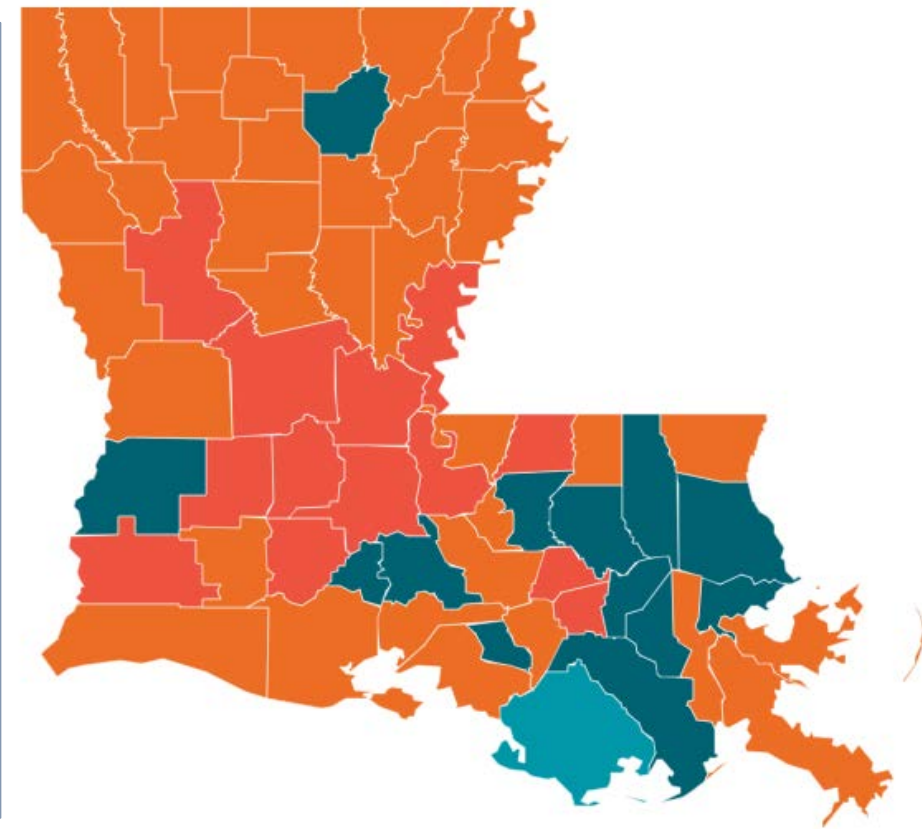
Gas Prices



2.143 2.159 to 2.166 2.172 to 2.178 2.178 to 2.186 2.243



- As of February 17, 2021, St. Tammany's average fuel price is **\$2.166**, one of the lowest prices in the metro, state, and nation.
- In the New Orleans Metro, the average price is \$2.175 in February 2021, up from last month's \$2.038.
- February's prices in the New Orleans Metro are also up 11.2¢ from the same time in 2020, when they were \$2.23.



Retail Fuel Prices

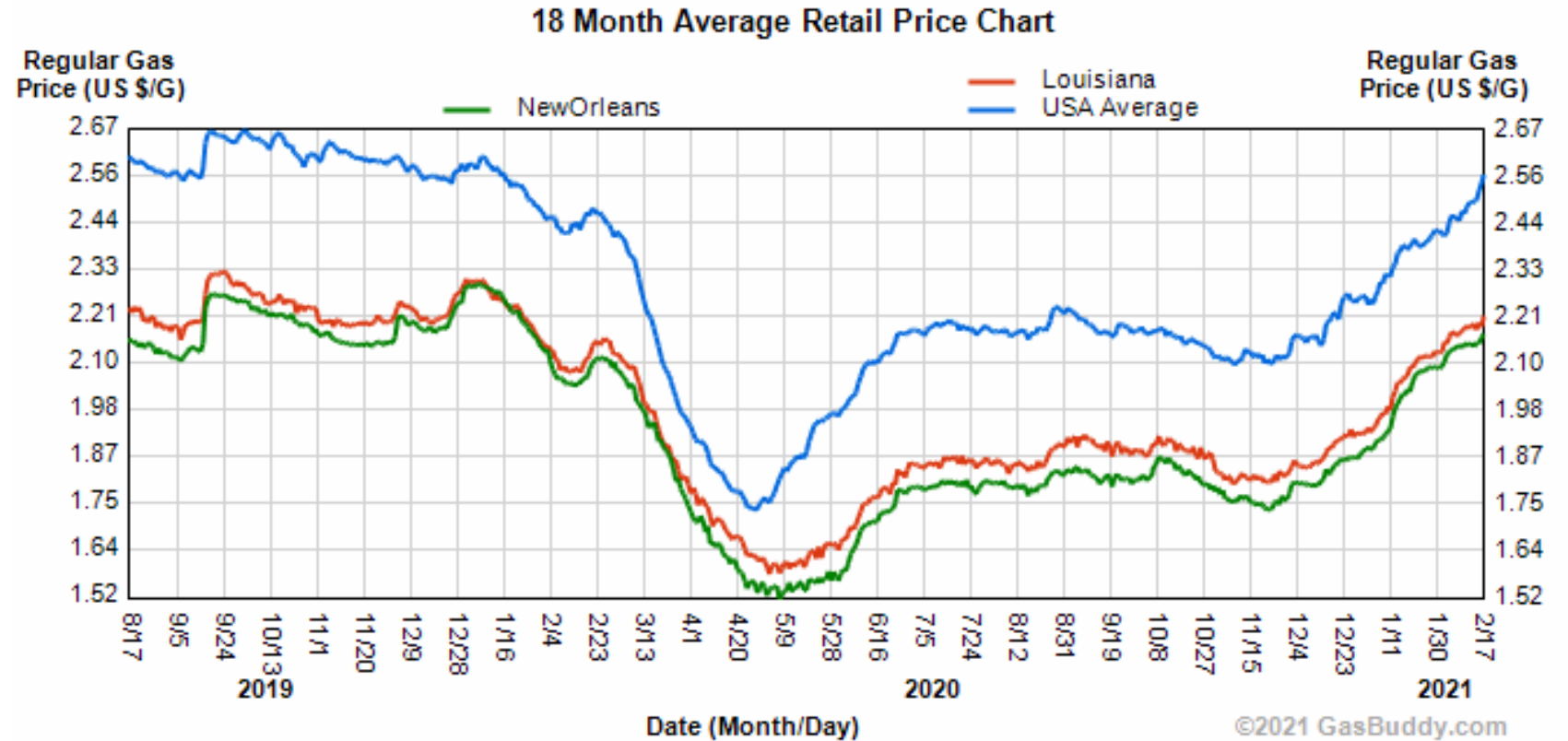
2.022 to 2.172 2.174 to 2.178 2.178 2.178 to 2.187 2.188 to 2.299

Source: GasBuddy.com



Gas Prices

- The graph to the right shows the average gas prices in the New Orleans metro, state, and nation from mid-2019, before we felt the initial effects of the pandemic on our economy, through the following 18 months until now.
- Gas prices in the New Orleans metro are consistently lower than the state and nation, and prices have steadily begun to rise following the new year.



Source: GasBuddy.com



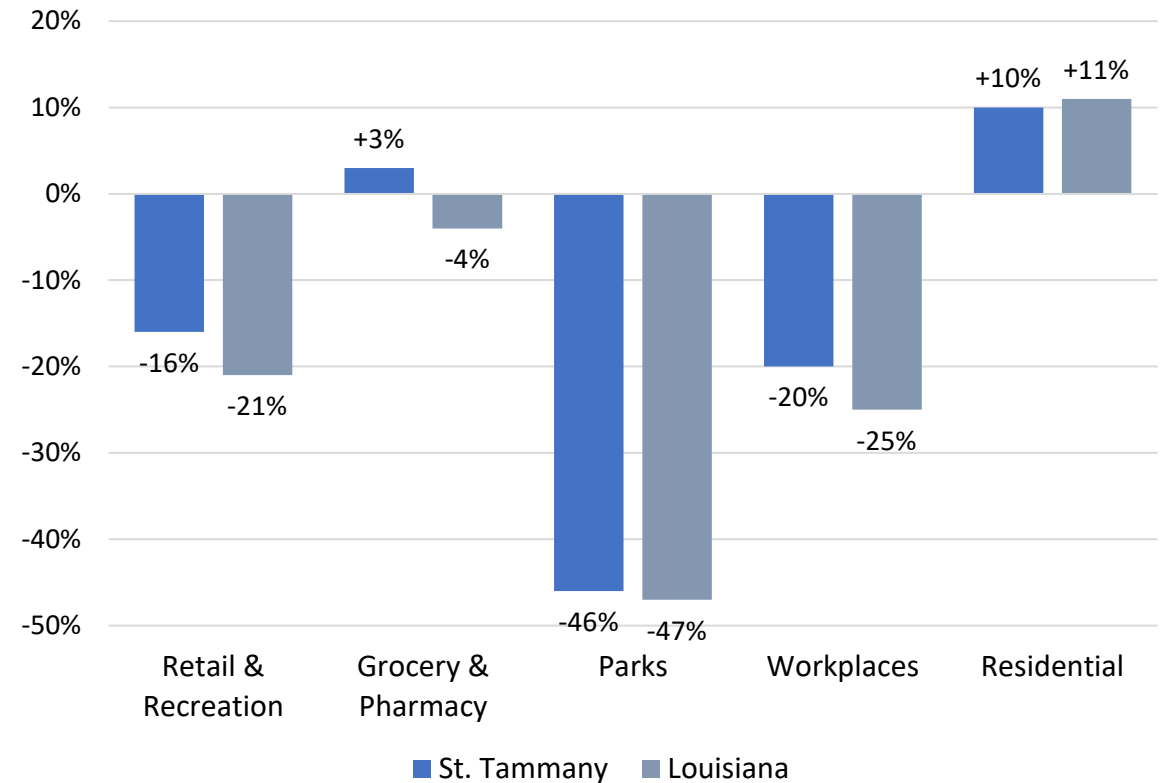
Residential Travel Since Stay-at-Home Order

Although the stay-at-home order is no longer in effect, people are still encouraged to limit their travel in order to stay safe. The purpose of the community mobility report is to give insight into key questions:

- How have travel and mobility in St. Tammany been impacted by the pandemic?
- How well has St. Tammany adhered to the stay-at-home order?
- Where are people going when they aren't going to work, going shopping, or doing leisure/entertainment activities?

Definitions:

- **Retail & Recreation:** places like restaurants, cafes, shopping centers, theme parks, museums, libraries, and movie theaters
- **Grocery & Pharmacy:** places like grocery markets, food warehouses, farmers markets, specialty food shops, drug stores, and pharmacies
- **Parks:** places like national parks, public beaches, marinas, dog parks, plazas, and public gardens
- **Workplaces:** places of work
- **Residential:** places of residence
- Negative percentages indicate reduction in travel



Source: Google | COVID-19 Community Mobility Report – February 2021



Key Takeaways

- St. Tammany has recorded more than 23,000 confirmed and probable COVID-19 cases and 474 COVID-related deaths. As the phased nationwide effort to vaccinate eligible individuals continues, 13.1% of adults have received vaccinations, and around 55% of adults report that they plan to get the vaccine once it is available to them.
- Consumer spending in St. Tammany has recovered compared to the same time last year, while small businesses revenues show a much rockier improvement and remain down more than half.
- Nationwide, more than a third of adults have struggled to pay for basic living expenses, and another third project that they will experience housing insecurity in the next two months as Americans await a second federal stimulus package.
- As gas prices rise nationwide, Greater New Orleans prices continue to be lower than the state, region, and nation.





**ST. TAMMANY
CORPORATION**

The Economic Development Organization for St. Tammany

The **AnalyST**

St. Tammany Corporation's economic research publication



[@StTammanyCorporation](#)



[@StTammanyCorp](#)



[StTammanyCorp.org](#)

Prepared by:
Elizabeth Lee
Research Analyst &
Economic Development Specialist
elee@sttammanycorp.org