

Snapshot: Impacts of COVID-19 on St. Tammany

*18 charts and graphs that show how St.
Tammany has been changed by COVID-19*



St. Tammany Corporation's economic research publication

November 2020

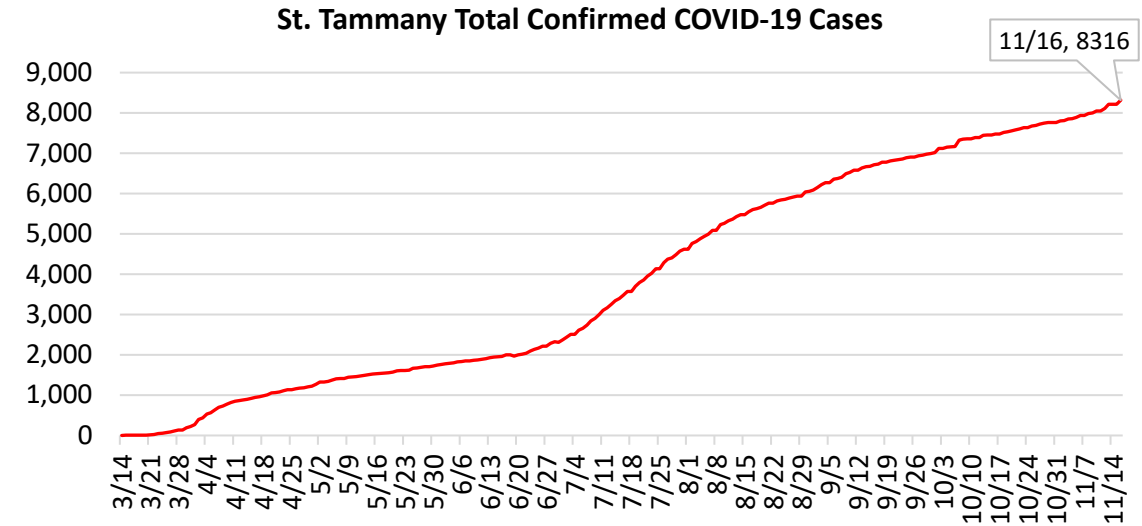
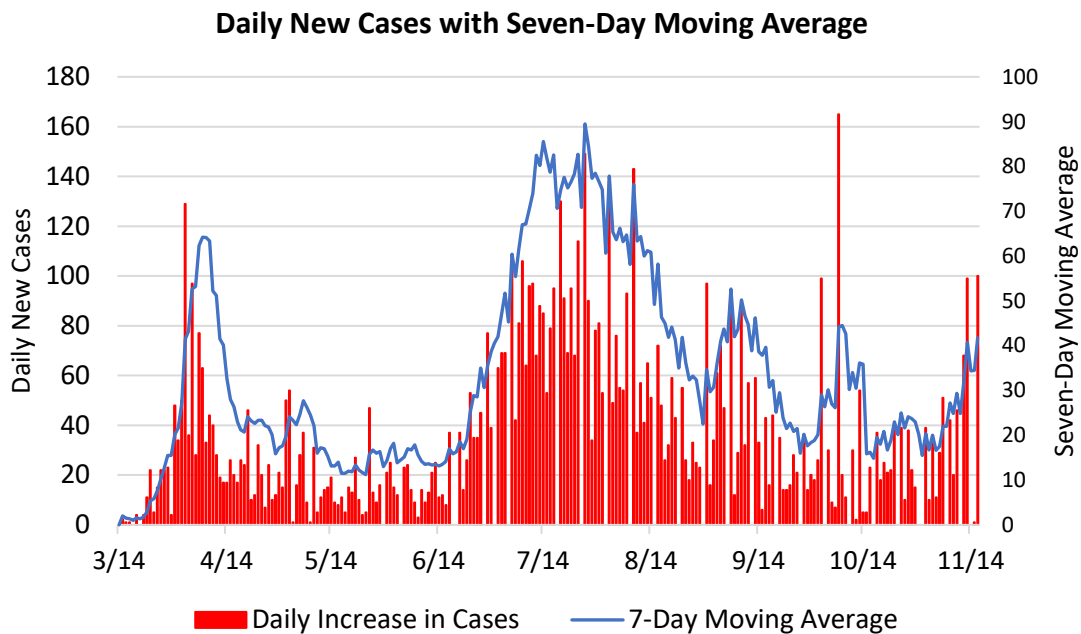


COVID-19 in St. Tammany

Cases

As of November 16th, 2020:

- **8,316** positive cases
- **142,817** tests administered
- **5.8%** positive test rate (March-October)



- **3,162** cases per 100,000
- **7th highest** number of positive cases in Louisiana
- The **seven-day moving average** is simply the average number of new cases per day for the previous seven days, used to indicate short-term trends.

Source: Louisiana Department of Health



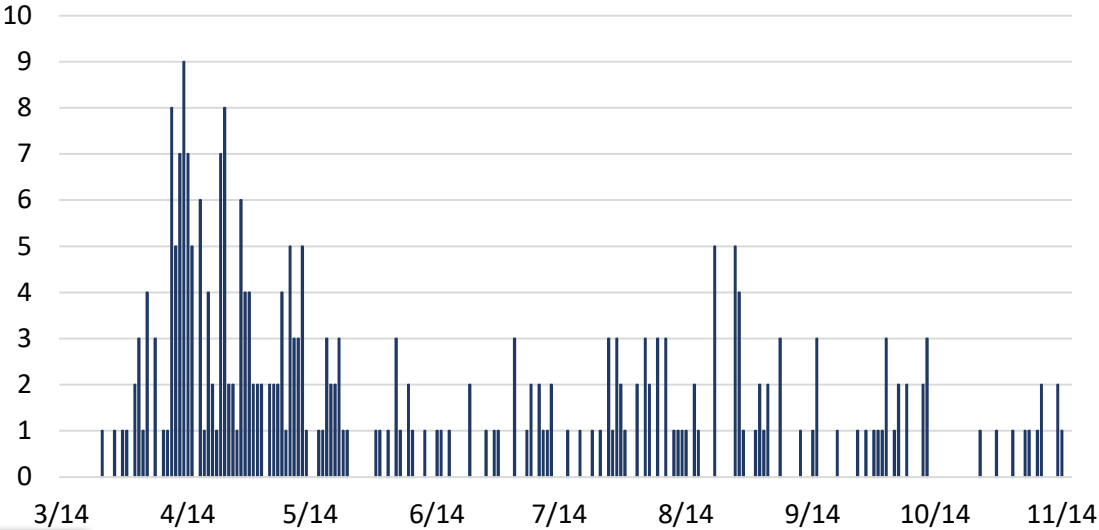
COVID-19 in St. Tammany

Mortality

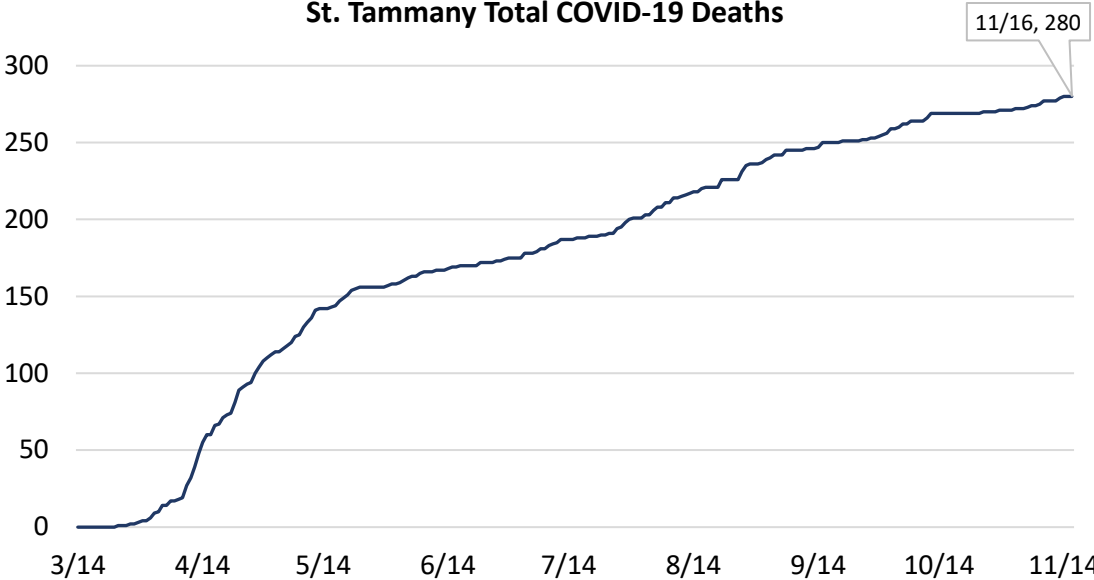
As of November 16th, 2020:

- **280** deaths
- **3.4%** mortality rate (deaths as a proportion of cases)
- **5th highest** number of COVID-19 deaths in Louisiana
- From October 13th to October 24th, there were **no additional deaths**, the longest stretch since the first case appeared in mid-March (12 days).

St. Tammany Daily Increase in COVID-19 Deaths



St. Tammany Total COVID-19 Deaths



Demographic Breakdown

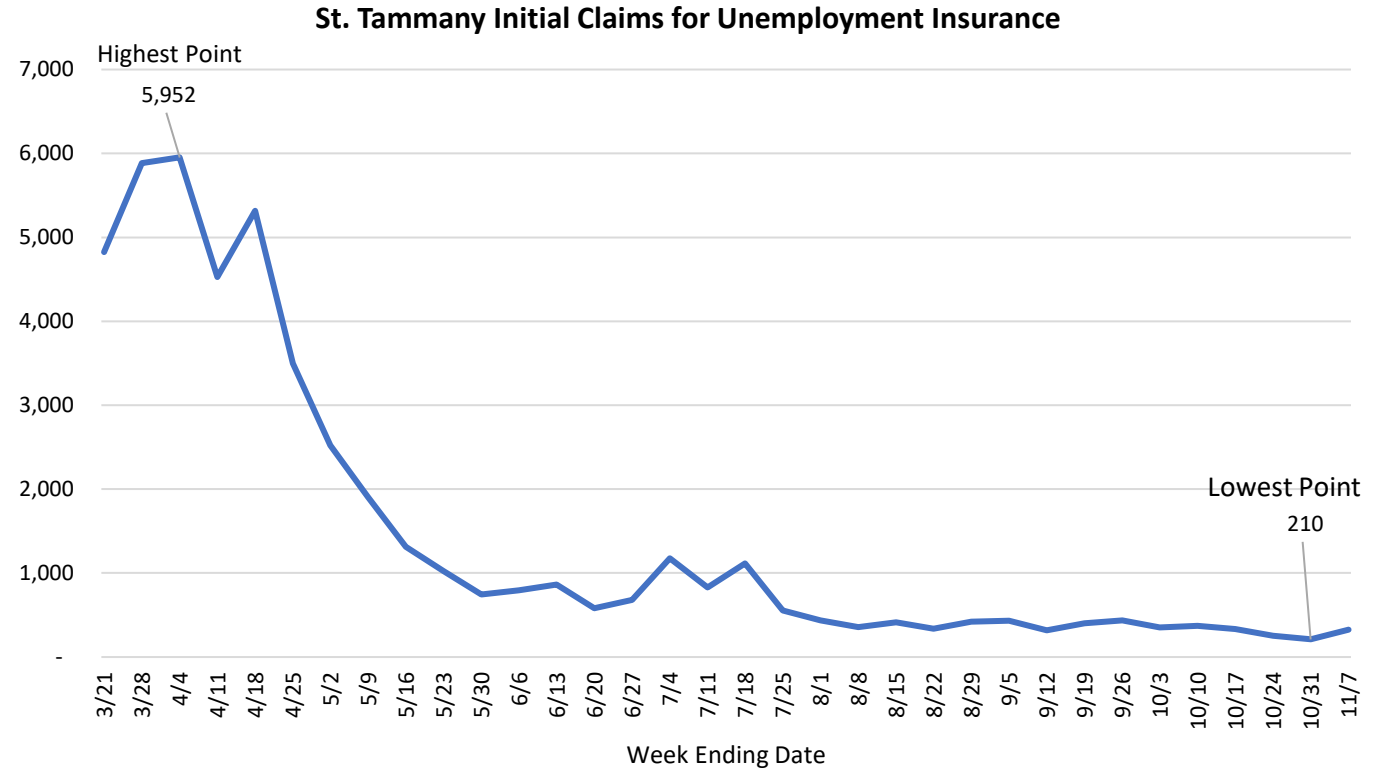
Race	Deaths	Cases	Population (2018)	Cases per 1,000
Black	35	1,286	32,238	39.9
White	241	5,861	215,496	27.2
Other	1	548	10,377	52.8
Unknown	0	302	N/A	N/A

Source: Louisiana Department of Health



Unemployment

- Weekly initial UI claims continue to level off over the past six weeks, with the number of claims during the week ending 11/7 totaling **324**.
- According to the most recent data from the Louisiana Workforce Commission, St. Tammany's labor force contracted from 119,187 in September 2019 to 113,900 in September 2020, a difference of **5,287**.
- This could be because many workers who lost their jobs during the pandemic-induced economic downturn are not actively looking for employment and are therefore no longer counted as "unemployed;" they have left the labor force.
- St. Tammany's labor force lost 500 workers from August to September 2020. During the previous month, from July to August 2020, the labor force had increased by 2,855.

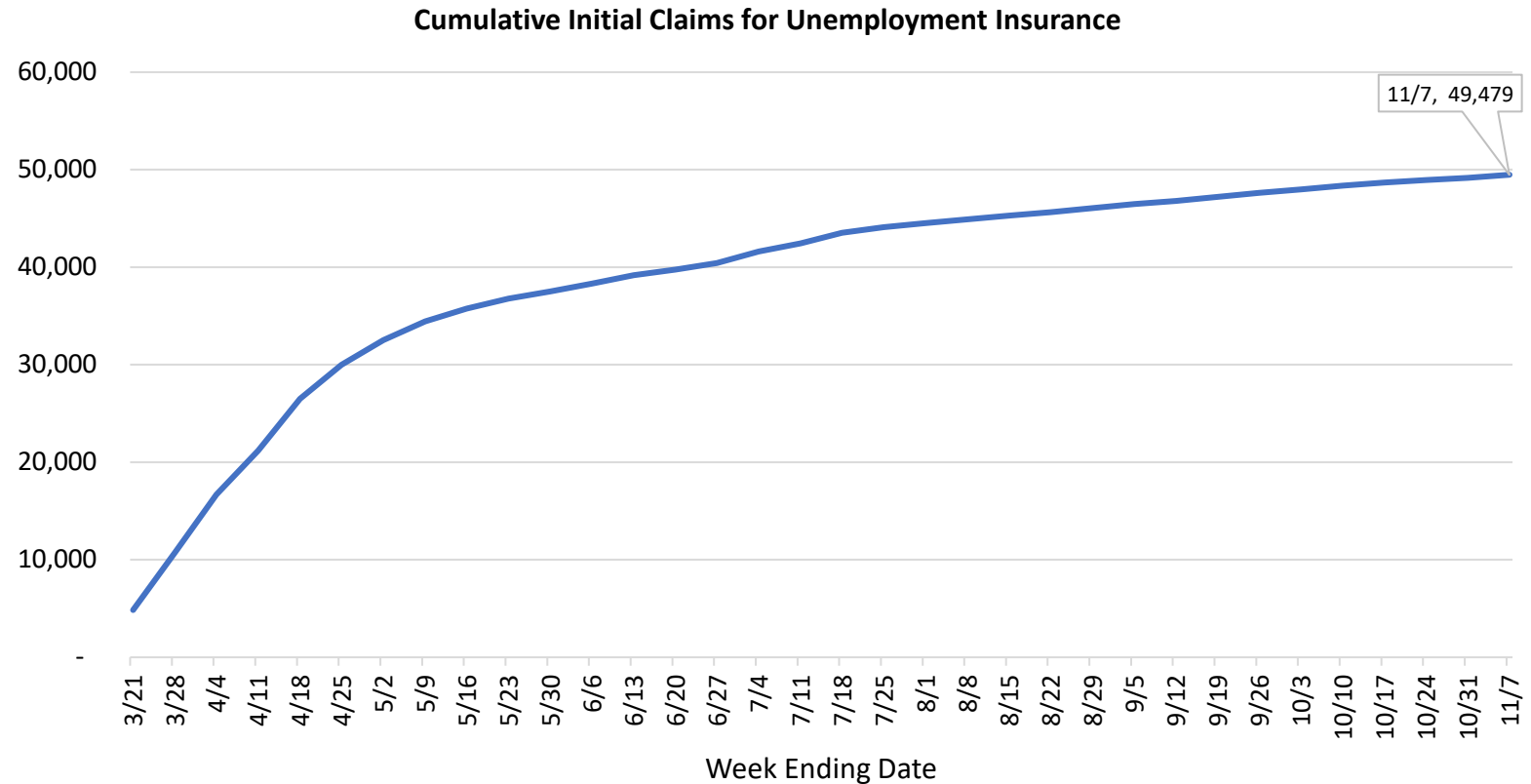


Source: Louisiana Workforce Commission



Unemployment

- The graph to the right shows the total number of initial unemployment claims since the beginning of the pandemic. This graph does not reflect the current number of unemployed workers in our economy but serves as a visual representation of the cumulative number of initial claims filed.
- As demonstrated on the previous page, the number of weekly initial claims has remained steady, which has led to a flatter curve for the number of total claims filed in St. Tammany.
- St. Tammany's total number of initial claims is the **7th highest** in the state.

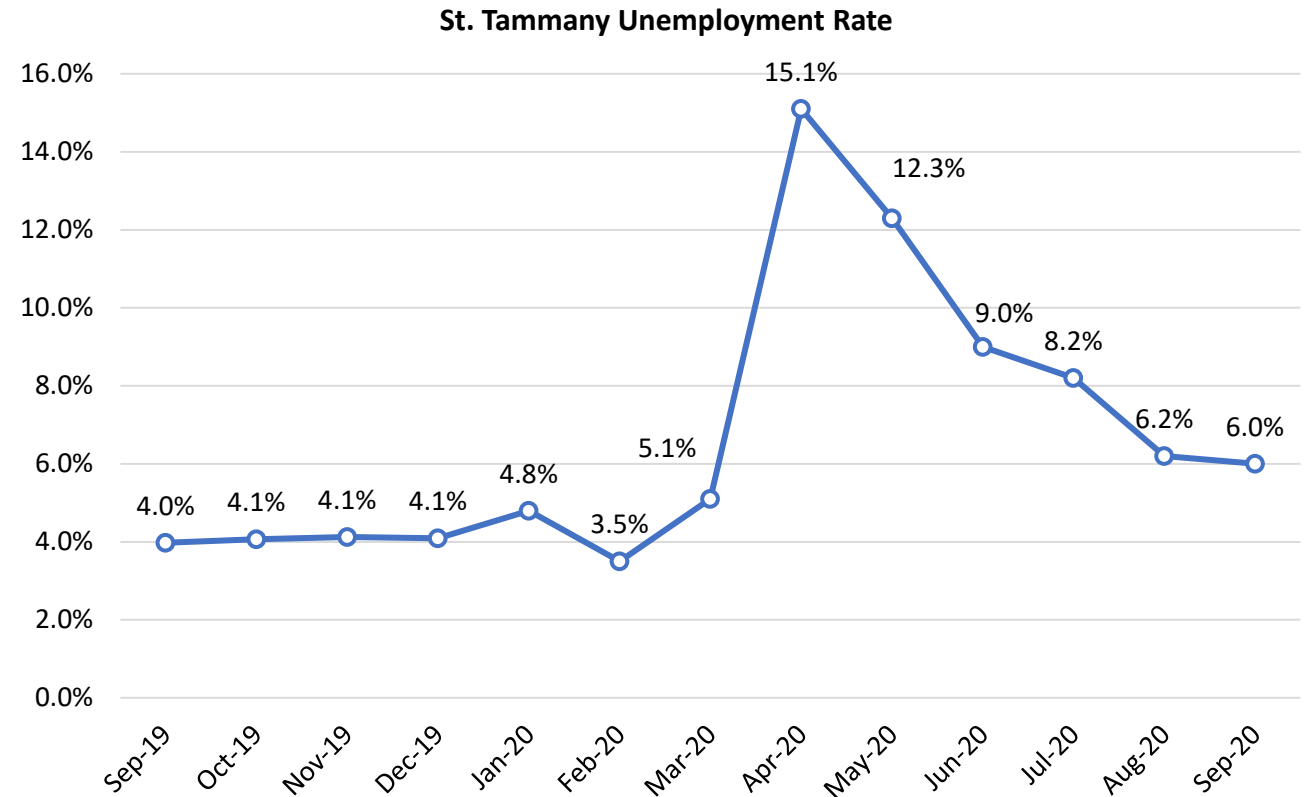


Source: Louisiana Workforce Commission



Unemployment

- LWC reported that St. Tammany's unemployment rate was **6.0%** in September, lower than:
 - the national rate (7.9%),
 - the Louisiana rate (8.1%),
 - and the Greater New Orleans rate (9.5%).



Source: Louisiana Workforce Commission

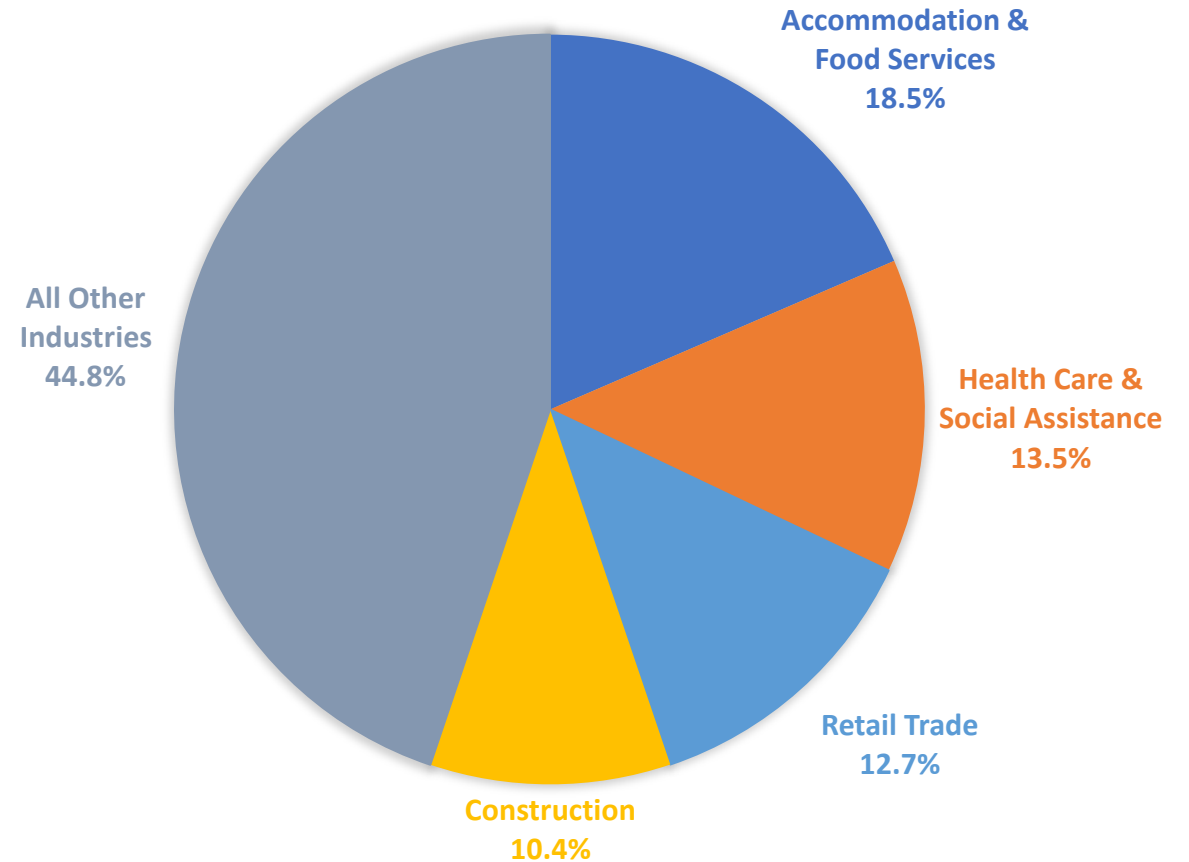


Unemployment Insurance Claims

Statewide, as of November 7, 2020, the hardest-hit industries in terms of lost jobs have been:

- **Accommodation & Food Service**, representing 18.5% of all initial claims filed;
- **Health Care and Social Assistance** (13.5%);
- **Retail Trade** (12.7%); and
- **Construction** (10.4%).

Louisiana Statewide UI Claims by Industry

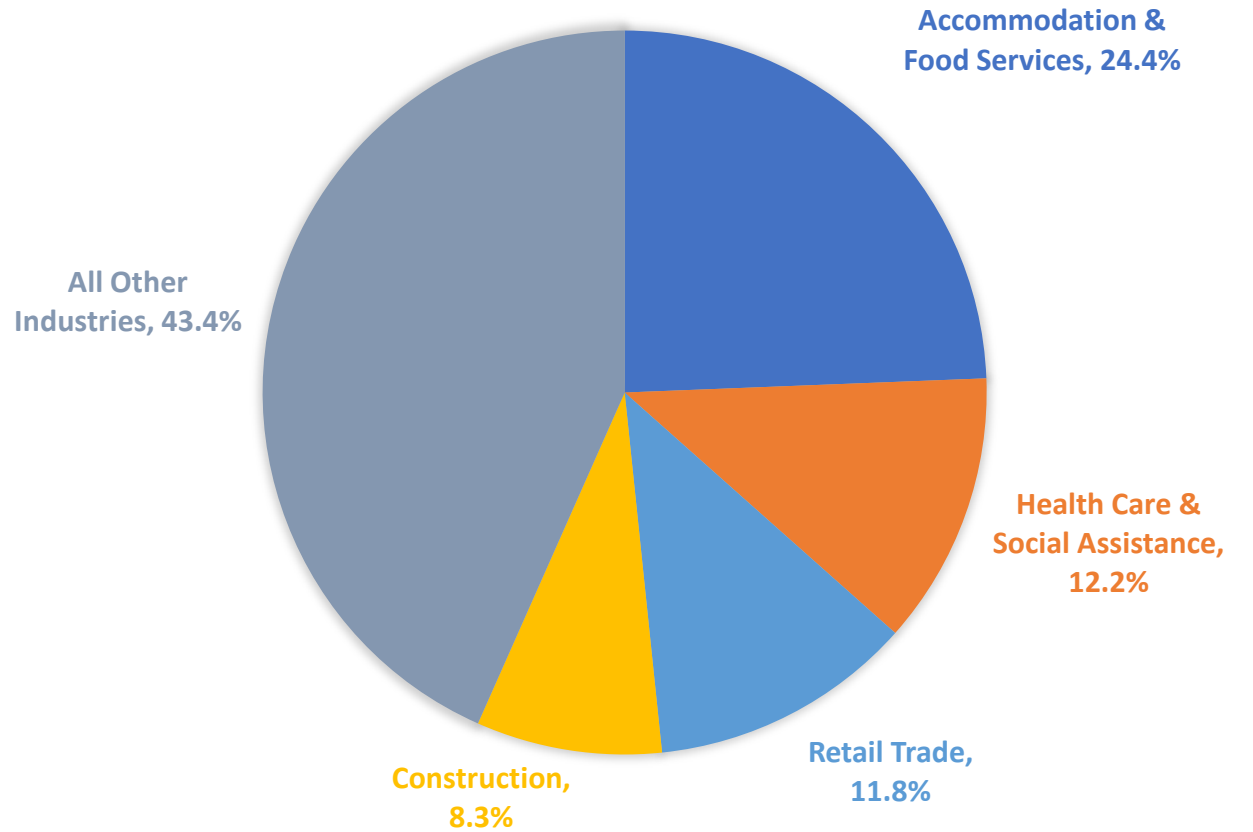


Source: Louisiana Workforce Commission



St. Tammany Economic Makeup

Statewide, the hardest-hit industries during the pandemic, as shown on the previous page, have been nearly proportional to St. Tammany's industrial makeup.



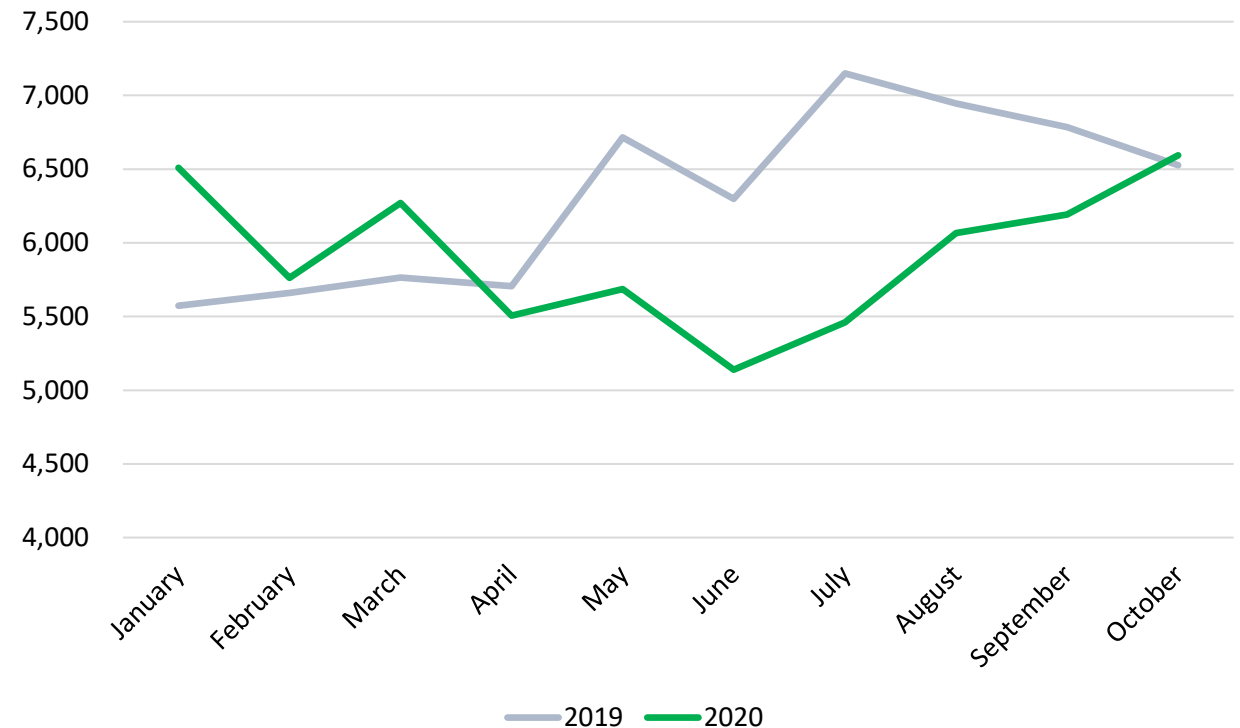
Source: EMSI



Job Postings

Year-over-Year Comparison

- Compared to 2019, job postings in 2020 have been significantly lower from April to September.
- In October, there were **6,593** jobs posted in St. Tammany, higher than October 2019's 6,527 postings and the highest monthly number since March.
- During the week ending with November 7th, there were a total of 3,341 unemployment claims filed, meaning that there are more jobs posted than job seekers.

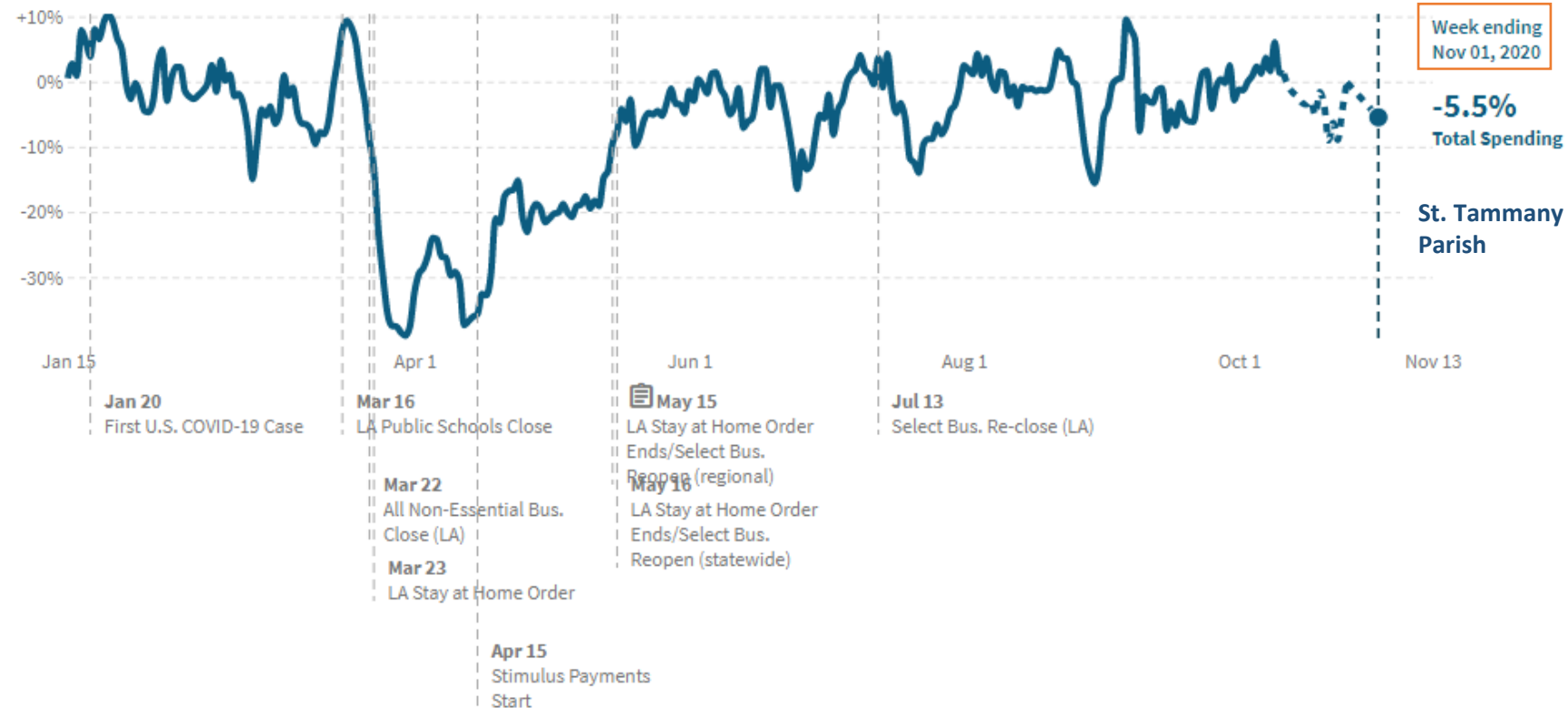


Source: EMSI



Changes in Consumer Spending

- As of November 1, 2020, total consumer spending in St. Tammany had declined to **5.5% below** January 2020 levels after meeting and exceeding them periodically since June.
- Consumer spending began to take a dive following school closures in Louisiana, and while making a rocky path to recovery, has returned to pre-COVID-19 levels.
- The lowest point was April 1, when consumer spending was at **-42.7%**.
- The steepest increases in spending can be seen immediately following the distribution of direct stimulus payments and the end of the stay-at-home order/beginning of Phase I.

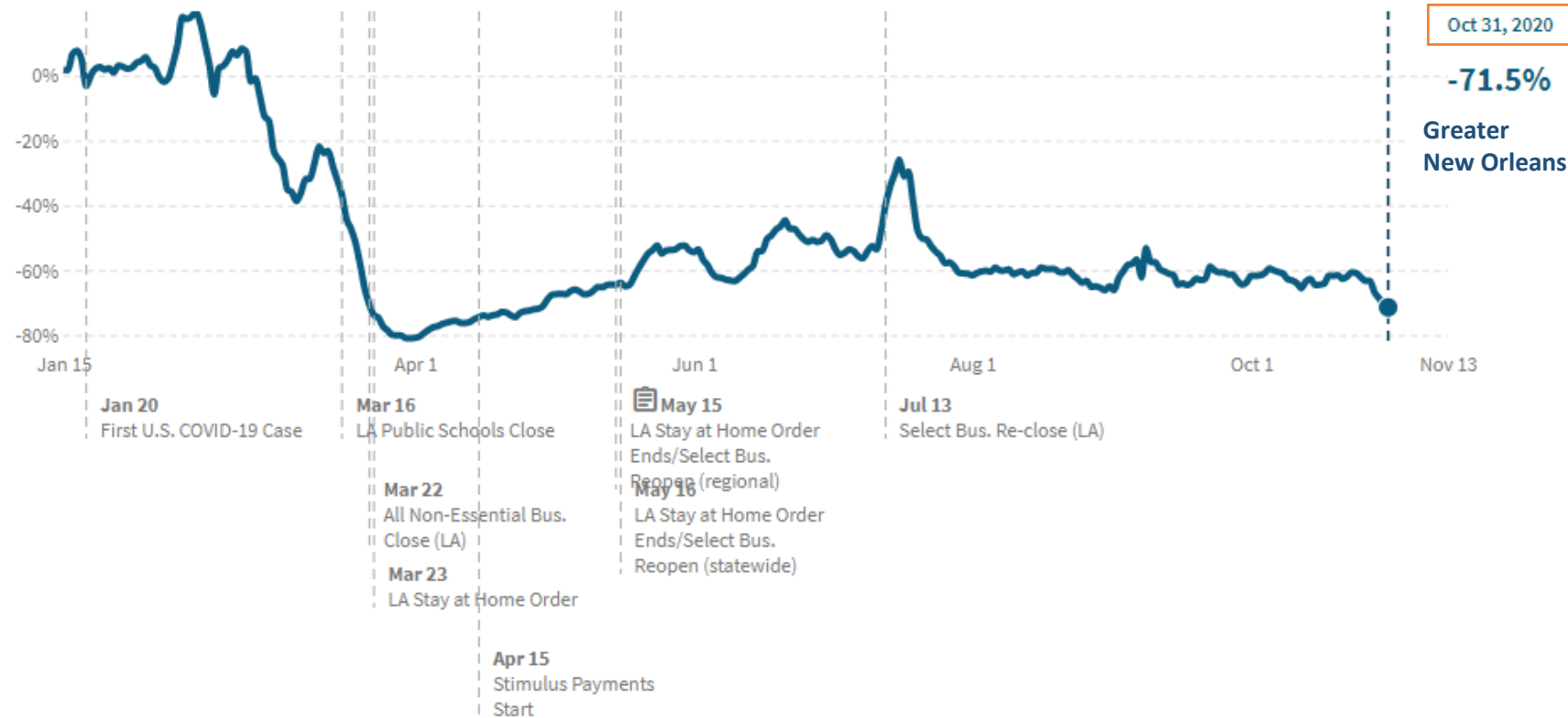


Source: Opportunity Insights Economic Tracker



Changes in Small Business Revenue

- As of October 31, 2020, total small business revenue in Greater New Orleans **decreased by 71.5%** compared to January 2020.
- Small business revenue began to take a dive around the time of the stay-at-home order and has not yet returned to pre-COVID-19 levels.
- The lowest point was March 30, when revenue was at **-81.9%**.



Source: Opportunity Insights Economic Tracker



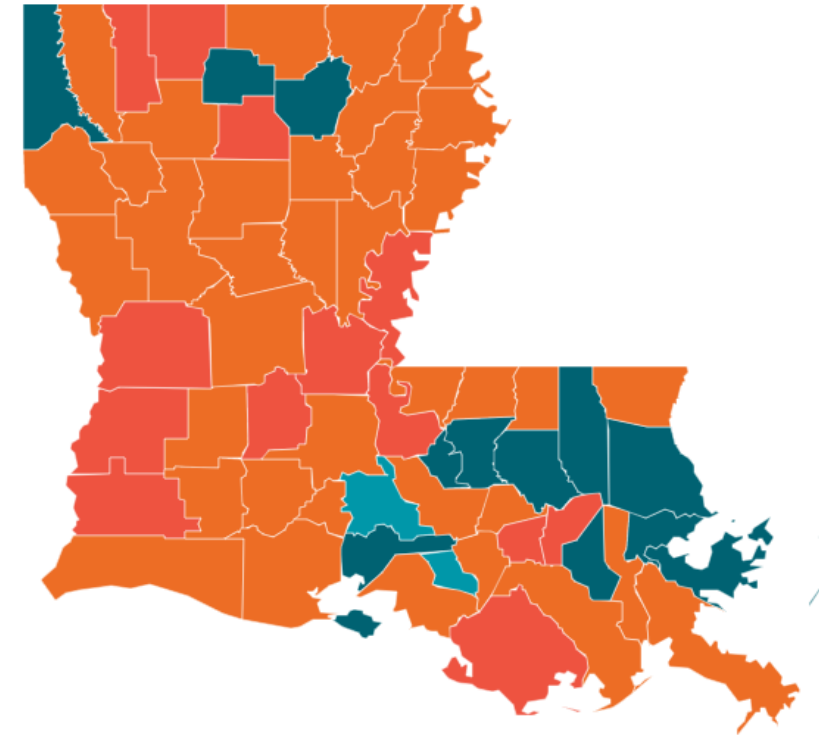
Gas Prices



Retail Fuel Prices

■ 1.738 ■ 1.740 to 1.755 ■ 1.766 to 1.778 ■ 1.778 to 1.827 ■ 1.854

- In November 2020, St. Tammany's average fuel price was **\$1.740**, one of the lowest prices in the metro, state, and nation.
- In the New Orleans Metro, average price was \$1.757 in November 2020.
- In October, prices in the New Orleans metro had averaged \$1.839.
- November's prices in the New Orleans Metro are down 39.0¢ from the same time in 2019, when they were \$2.150.



Retail Fuel Prices

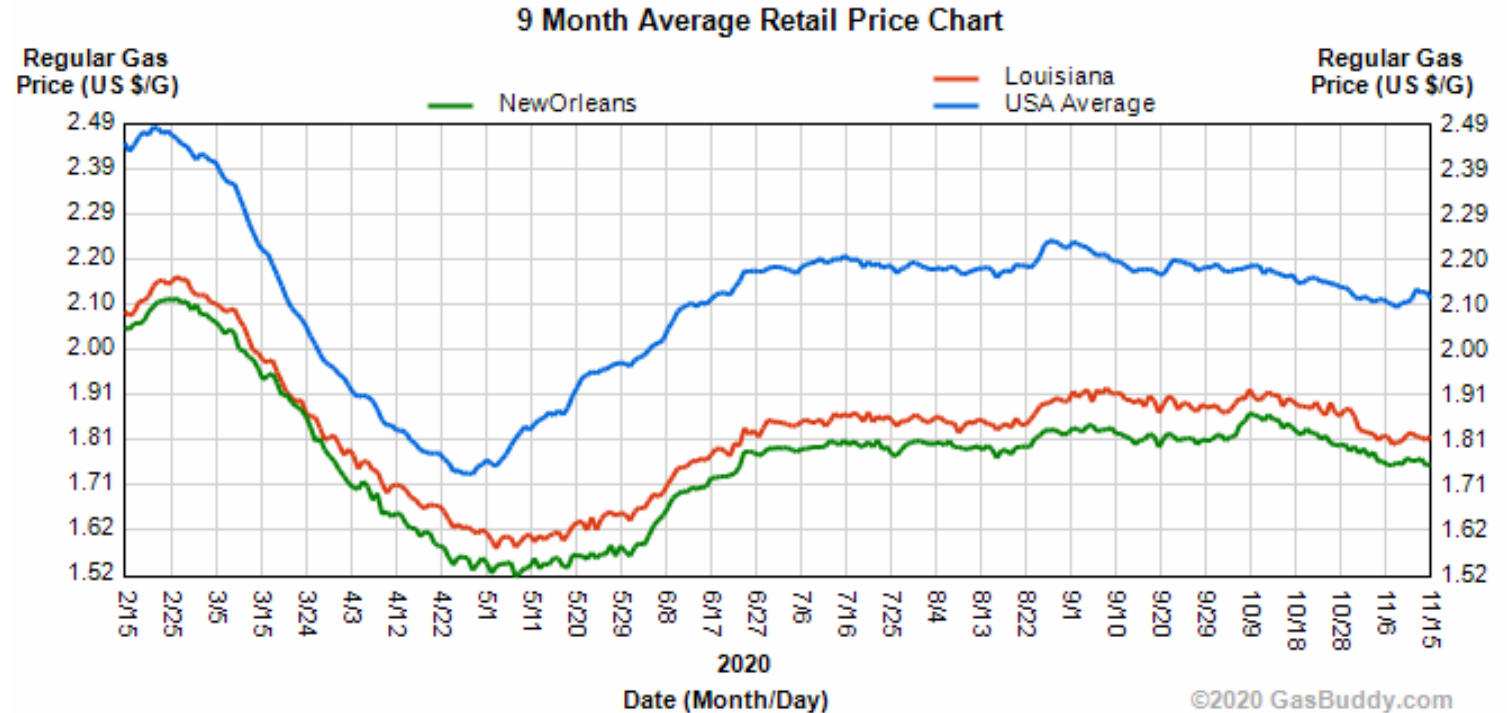
■ 1.707 to 1.766 ■ 1.770 to 1.778 ■ 1.778 ■ 1.778 to 1.826 ■ 1.827 to 1.989

Source: GasBuddy.com



Gas Prices

- The graph to the right shows the average gas prices in the New Orleans metro, state, and nation from mid-February, before we felt the initial effects of the pandemic on our economy, through the nine months that followed.
- Gas prices in the New Orleans metro are consistently lower than the state and nation.
- On November 16, for the first time in seven weeks, national gas prices were pushed slightly upward due to the news of a promising potential COVID-19 vaccine.



Source: GasBuddy.com



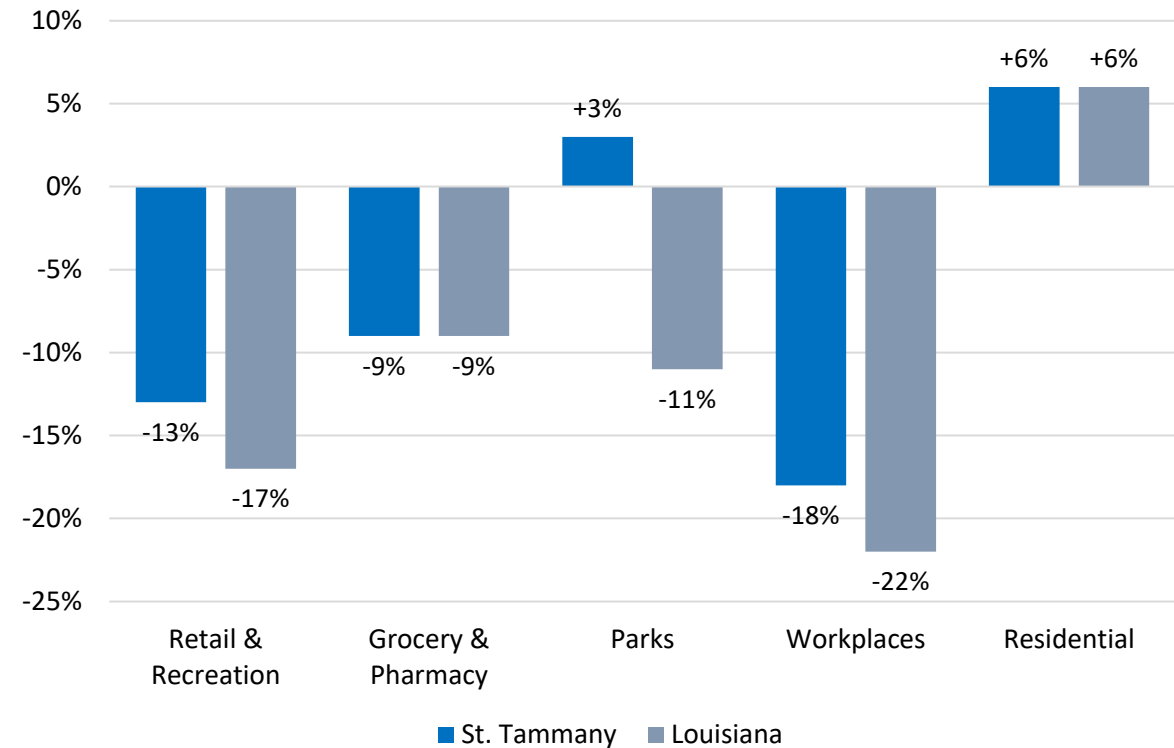
Residential Travel Since Stay-at-Home Order

Although the stay-at-home order is no longer in effect, people are still encouraged to limit their travel in order to stay safe. The purpose of the community mobility report is to give insight into key questions:

- How have travel and mobility in St. Tammany been impacted by the pandemic?
- How well has St. Tammany adhered to the stay-at-home order?
- Where are people going when they aren't going to work, going shopping, or doing leisure/entertainment activities?

Definitions:

- **Retail & Recreation:** places like restaurants, cafes, shopping centers, theme parks, museums, libraries, and movie theaters
- **Grocery & Pharmacy:** places like grocery markets, food warehouses, farmers markets, specialty food shops, drug stores, and pharmacies
- **Parks:** places like national parks, public beaches, marinas, dog parks, plazas, and public gardens
- **Workplaces:** places of work
- **Residential:** places of residence
- Negative percentages indicate reduction in travel

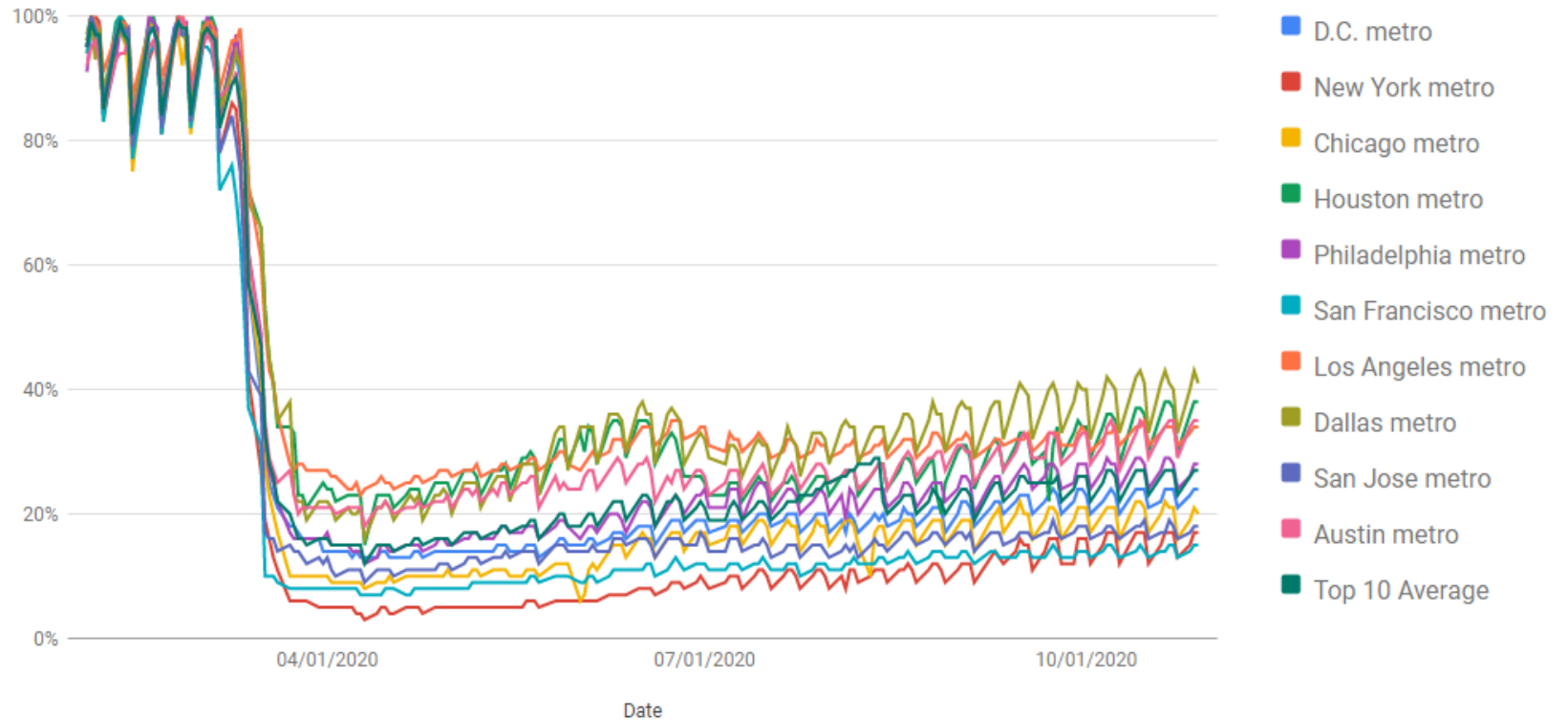


Source: Google | COVID-19 Community Mobility Report – November 2020



Returning to Work

- Kastle Systems, an electronic card-swipe entry system provider that serves over 40,000 businesses nationwide, has tracked office occupancy rates by measuring the use of their product in major cities across the country.
- The numbers for all major cities have been rising each week but are nowhere near pre-pandemic levels.
- This national trend tells us that working from home will be the enduring norm for some time.



Source: Kastle Return-to-Work Barometer



Key Takeaways

- Eight months into the pandemic, after surpassing 7,000 cases on October 1st, St. Tammany hit 8,000 cases five weeks later on November 9th. There are now more than 8,300 positive cases.
- Weekly initial claims for unemployment insurance continue to taper off, and the unemployment rate is now decreasing at a slower rate.
- St. Tammany's economy added back more than 2,800 jobs from July to August, and there are now more jobs than job-seekers. However, the economy lost 500 workers from August to September, and there are still more than 5,000 fewer workers in the labor force than there were during the same month in 2019.
- Although consumer spending has periodically met and surpassed January 2020 levels, it has now dropped slightly below that point, and small business revenues continue to struggle to improve.
- Gas prices in St. Tammany are consistently among the lowest in the region, state, and nation.





**ST. TAMMANY
CORPORATION**

The Economic Development Organization for St. Tammany

The **AnalyST**

St. Tammany Corporation's economic research publication



@StTammanyCorporation



@StTammanyCorp



StTammanyCorp.org

Prepared by:
Elizabeth Lee
Research Analyst &
Economic Development Specialist
elee@sttammanycorp.org