

Snapshot: Impacts of COVID-19 on St. Tammany

*14 graphs that show how St. Tammany has
been changed by COVID-19*



**ST. TAMMANY
CORPORATION**

The Economic Development Organization for St. Tammany

The **AnalyST**

St. Tammany Corporation's economic research publication

October 2020

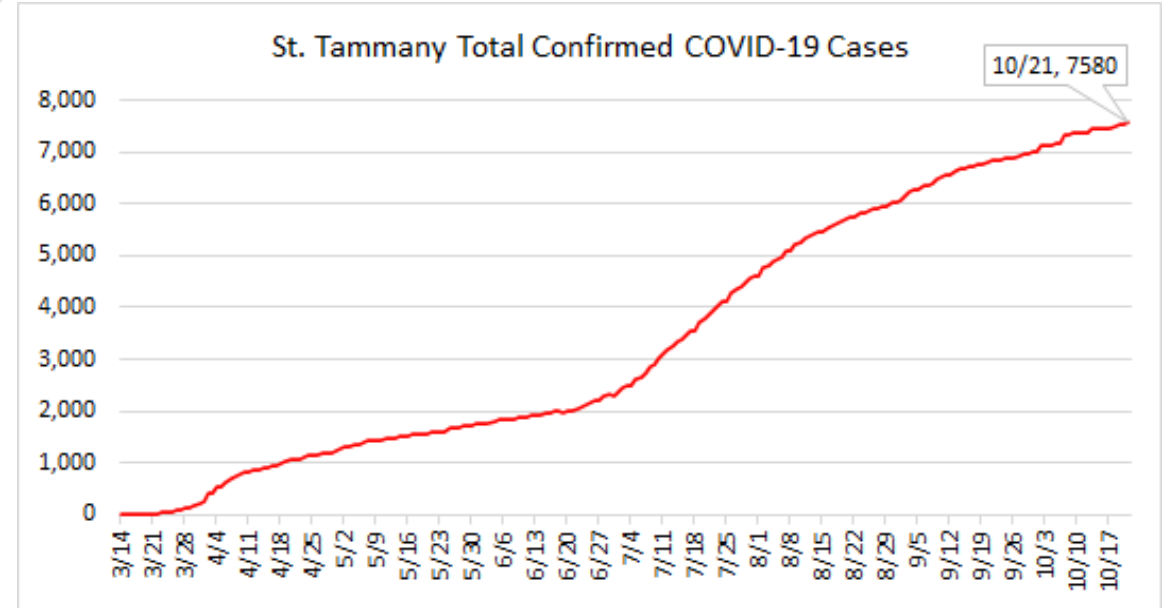
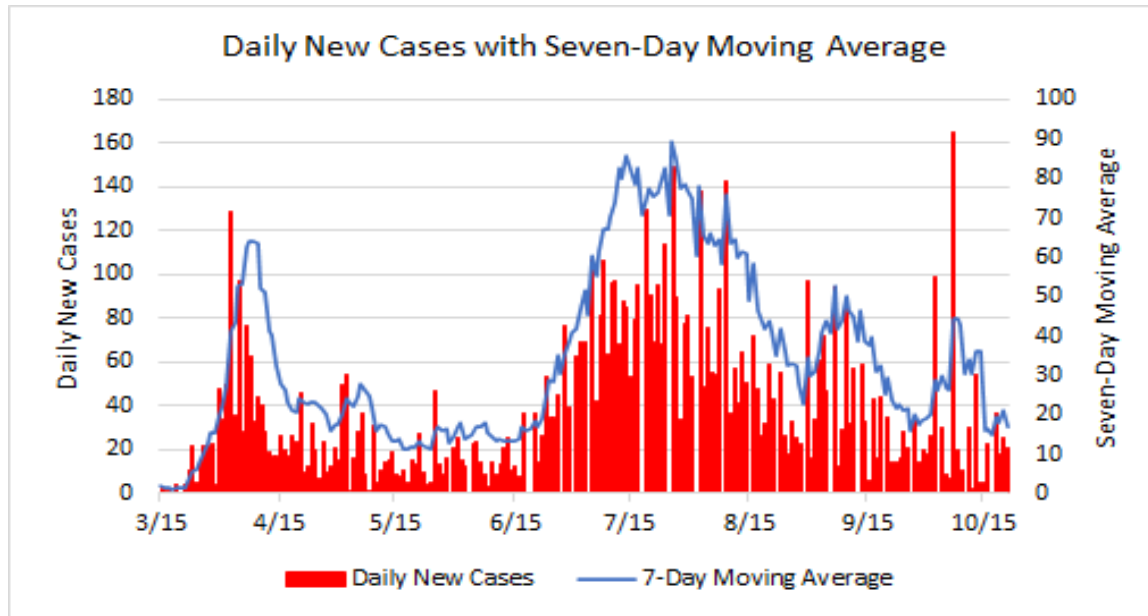


COVID-19 in St. Tammany

Cases

As of October 21, 2020:

- **7,580** positive cases
- **120,901** tests administered
- **6.3%** positive test rate (March-October)



- **2,904** cases per 100,000
- **7th highest** number of positive cases in Louisiana
- The **seven-day moving average** is simply the average number of new cases per day for the previous seven days, used to indicate short-term trends.

Source: Louisiana Department of Health

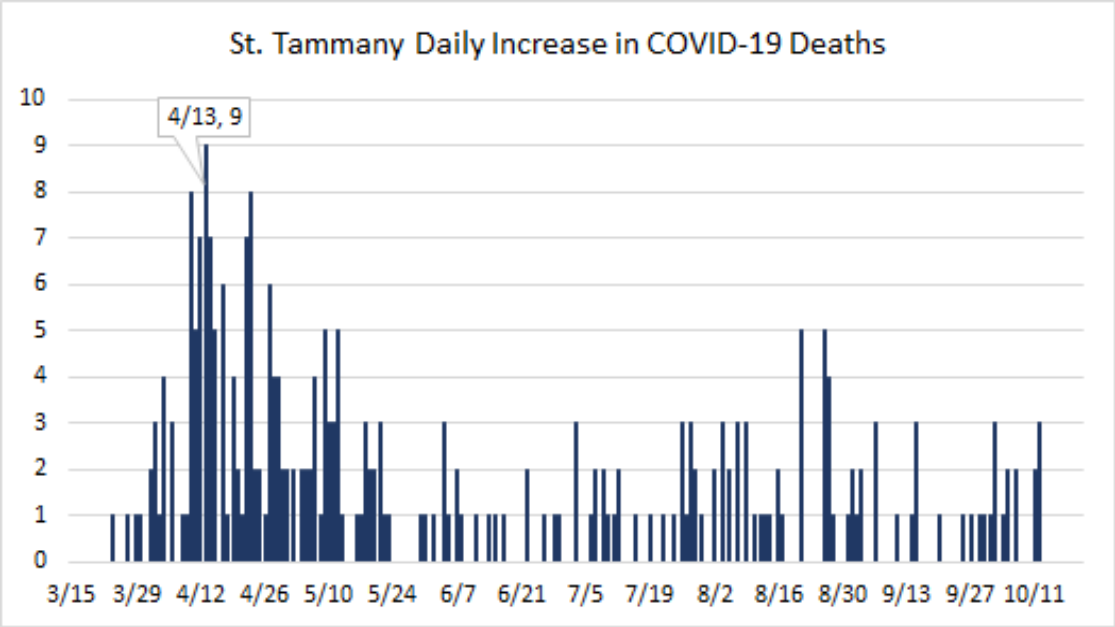
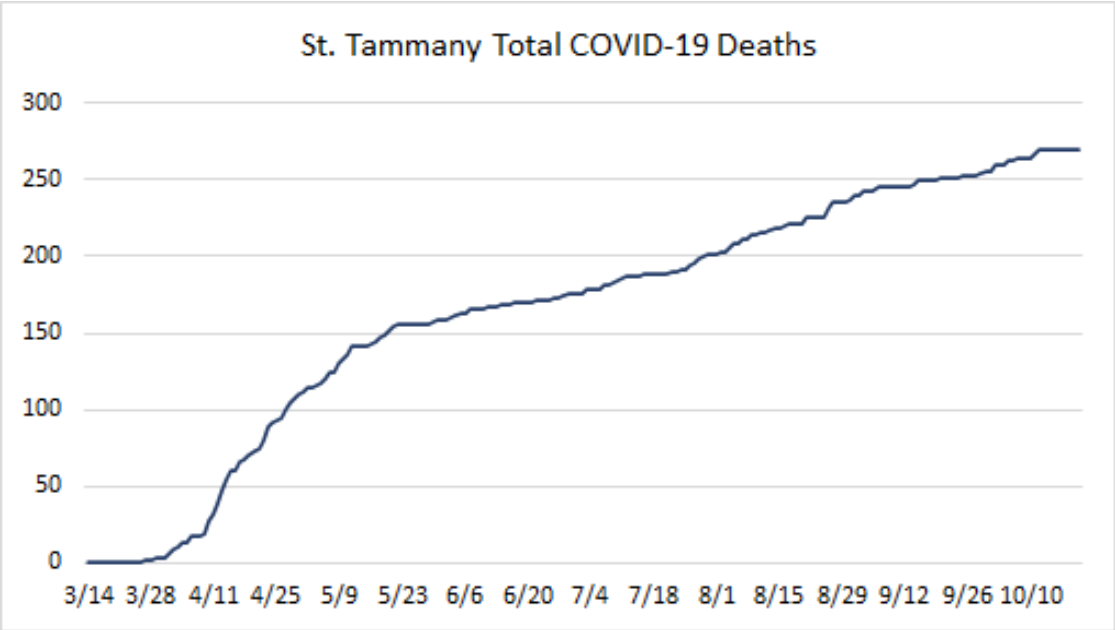


COVID-19 in St. Tammany

Mortality

As of October 21, 2020:

- **269** deaths
- **3.5%** mortality rate (deaths as a proportion of cases)
- **5th highest** number of COVID-19 deaths in Louisiana
- From October 13 to October 21, there were **no additional deaths**, the longest stretch since the first case appeared in mid-March (9 days).



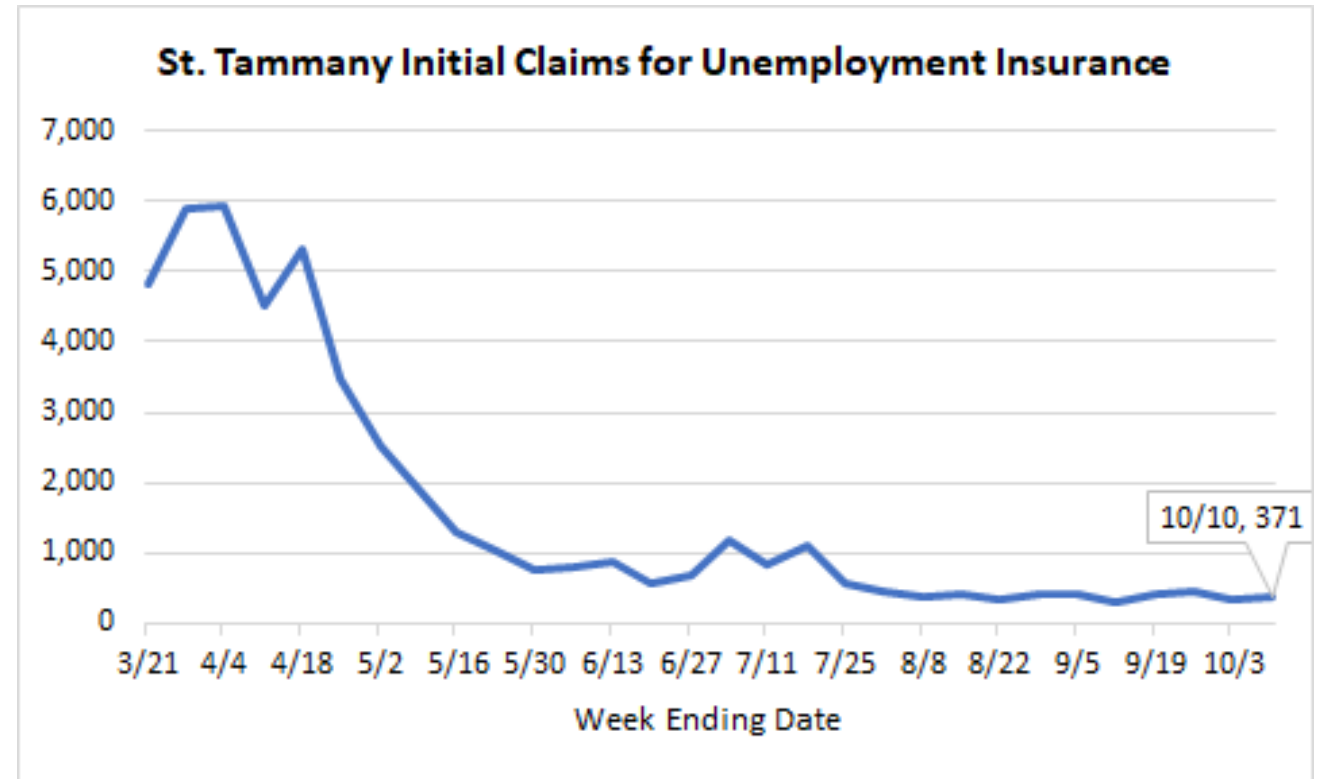
Demographic Breakdown				
Race	Deaths	Cases	Population (2018)	Cases per 1,000
Black	34	1223	32,238	37.9
White	234	5492	215,496	25.5
Other	1	520	10,377	50.1
Unknown	0	302	N/A	N/A

Source: Louisiana Department of Health



Unemployment

- Weekly initial UI claims continue to level off over the past six weeks, with the number of claims during the week ending 10/10 totaling **371**.
- According to the most recent data from the Louisiana Workforce Commission, St. Tammany's labor force contracted from 119,241 in August 2019 to 113,915 in August 2020, a difference of **5,326**.
- This could be because many workers who lost their jobs during the pandemic-induced economic downturn are not actively looking for employment and are therefore no longer counted as "unemployed;" they have left the labor force.
- St. Tammany's labor force added back **2,855** workers from July to August 2020. During the previous month, from June to July 2020, the labor force had increased by only 87.

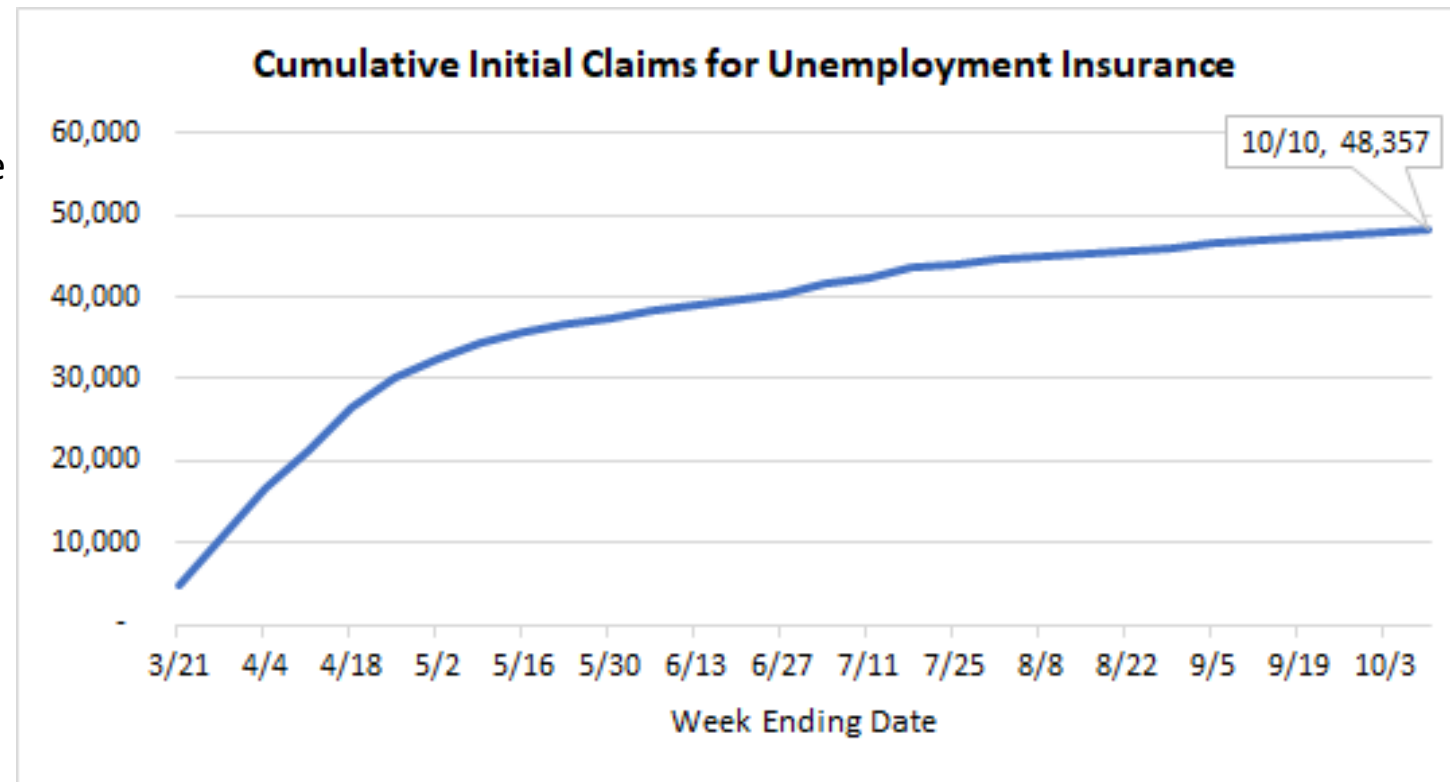


Source: Louisiana Workforce Commission



Unemployment

- The graph to the right shows the total number of initial unemployment claims since the beginning of the pandemic. This graph does not reflect the current number of unemployed workers in our economy but serves as a visual representation of the cumulative number of initial claims filed.
- As demonstrated on the previous page, the number of weekly initial claims has remained steady, which has led to a flatter curve for the number of total claims filed in St. Tammany.
- **48,357** total initial unemployment insurance claims could mean that **more than 40%** of the workforce has been unemployed at some point since the stay-at-home order began.
- St. Tammany's total number of initial claims is the **5th highest** in the state.

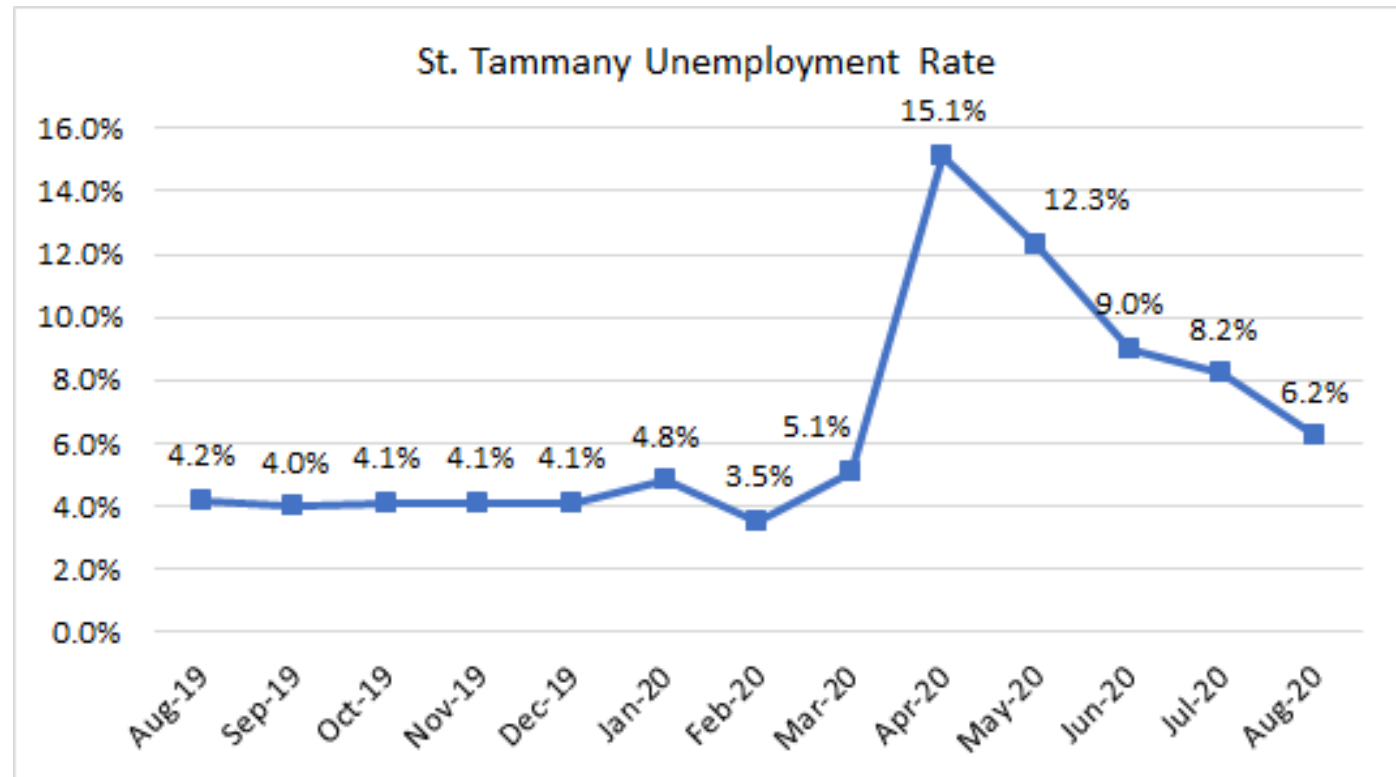


Source: Louisiana Workforce Commission



Unemployment

- LWC reported that St. Tammany's unemployment rate was **6.2%** in July, lower than the national rate (8.5%), the Louisiana rate (8.1%) and the Greater New Orleans rate (9.7%).
- As of October 10, 2020, St. Tammany's unemployment rate is an **estimated 4.6%** based on continued claims plus initial claims for the preceding week.



Source: Louisiana Workforce Commission

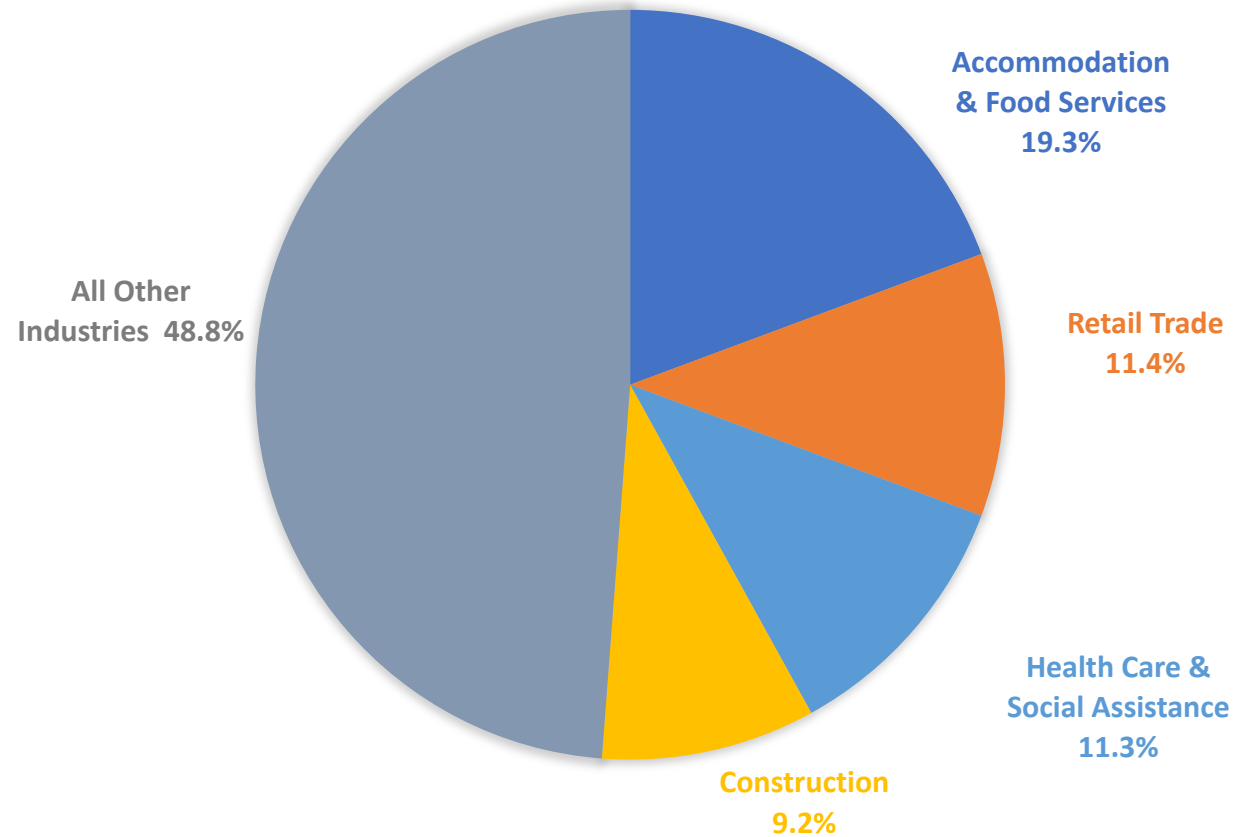


Unemployment Insurance Claims

Statewide, as of August 8, 2020, the hardest-hit industries in terms of lost jobs have been:

- **Accommodation & Food Service**, representing 19.3% of all initial claims filed;
- **Retail Trade** (11.4%);
- **Health Care and Social Assistance** (11.3%); and
- **Construction** (9.2%).

Louisiana Statewide UI Claims by Industry

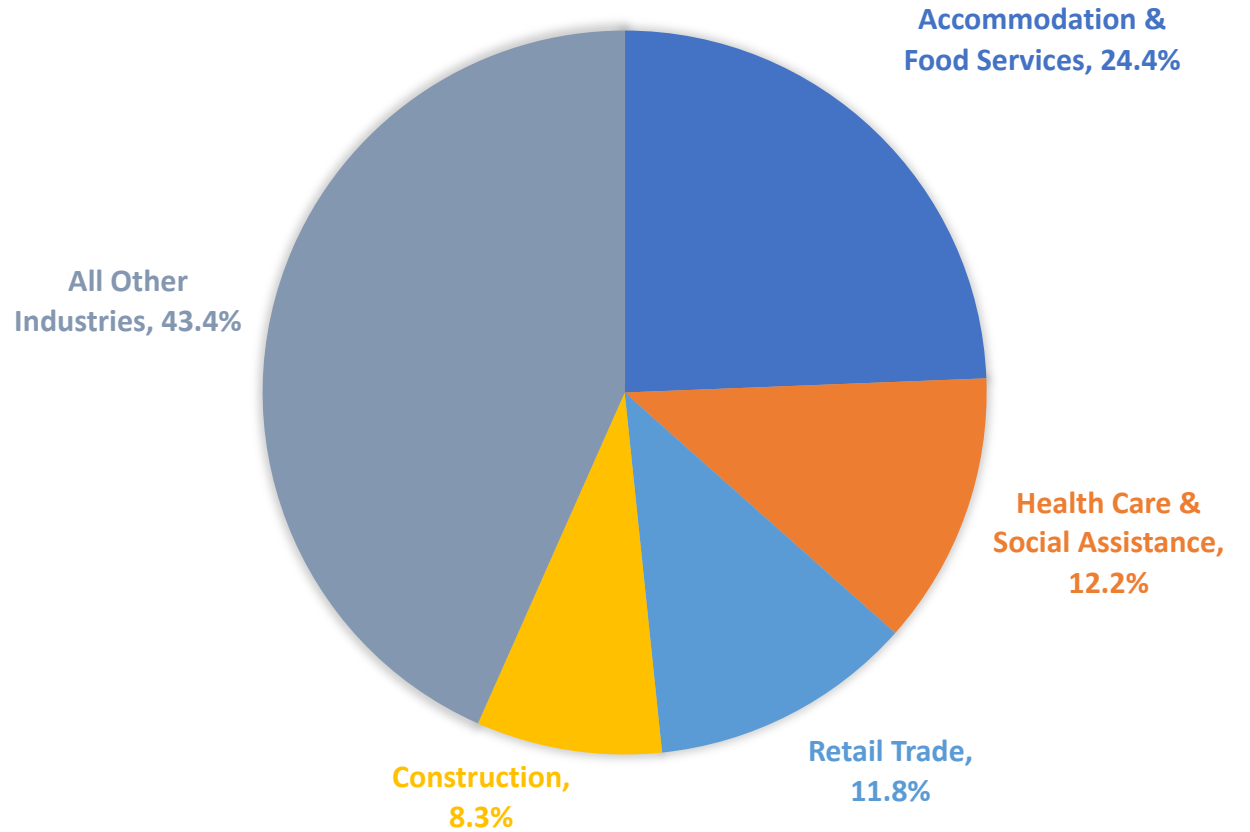


Source: Louisiana Workforce Commission



St. Tammany Economic Makeup

Statewide, the hardest-hit industries during the pandemic, as shown on the previous page, have been nearly proportional to St. Tammany's industrial makeup.



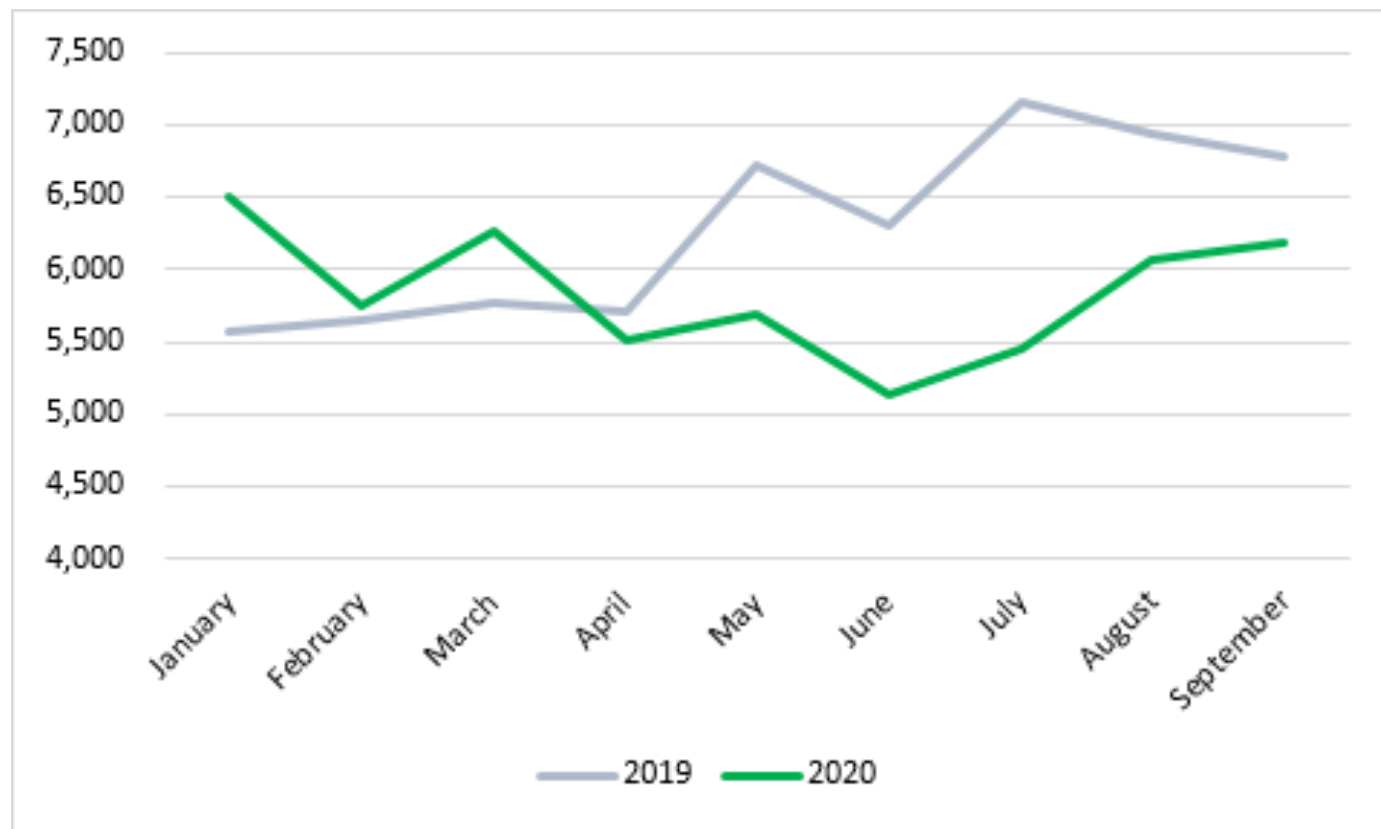
Source: EMSI



Job Postings

Year-over-Year Comparison

- Compared to 2019, job postings in 2020 have been significantly lower from April to September.
- In September, there were **6,192** jobs posted in St. Tammany, the highest number since March, an encouraging sign for economic recovery.
- During the week ending with October 10th, there were a total of 5,265 unemployment claims filed, meaning that for the first time since March, there are now more jobs posted than job seekers.



Source: EMSI



Changes in Consumer Spending

- As of October 4, 2020, total consumer spending in St. Tammany had met and exceeded pre-pandemic levels, **up 3.3%** compared to January 2020.
- Nearly one month before, on September 6, consumer spending had **peaked at +10.3%** compared to January 2020.
- Consumer spending began to take a dive following school closures in Louisiana, and while making a rocky path to recovery, has returned to pre-COVID-19 levels.
- The lowest point was April 1, when consumer spending was at **-42.7%**.
- The steepest increases in spending can be seen immediately following the distribution of direct stimulus payments and the end of the stay-at-home order/beginning of Phase I.

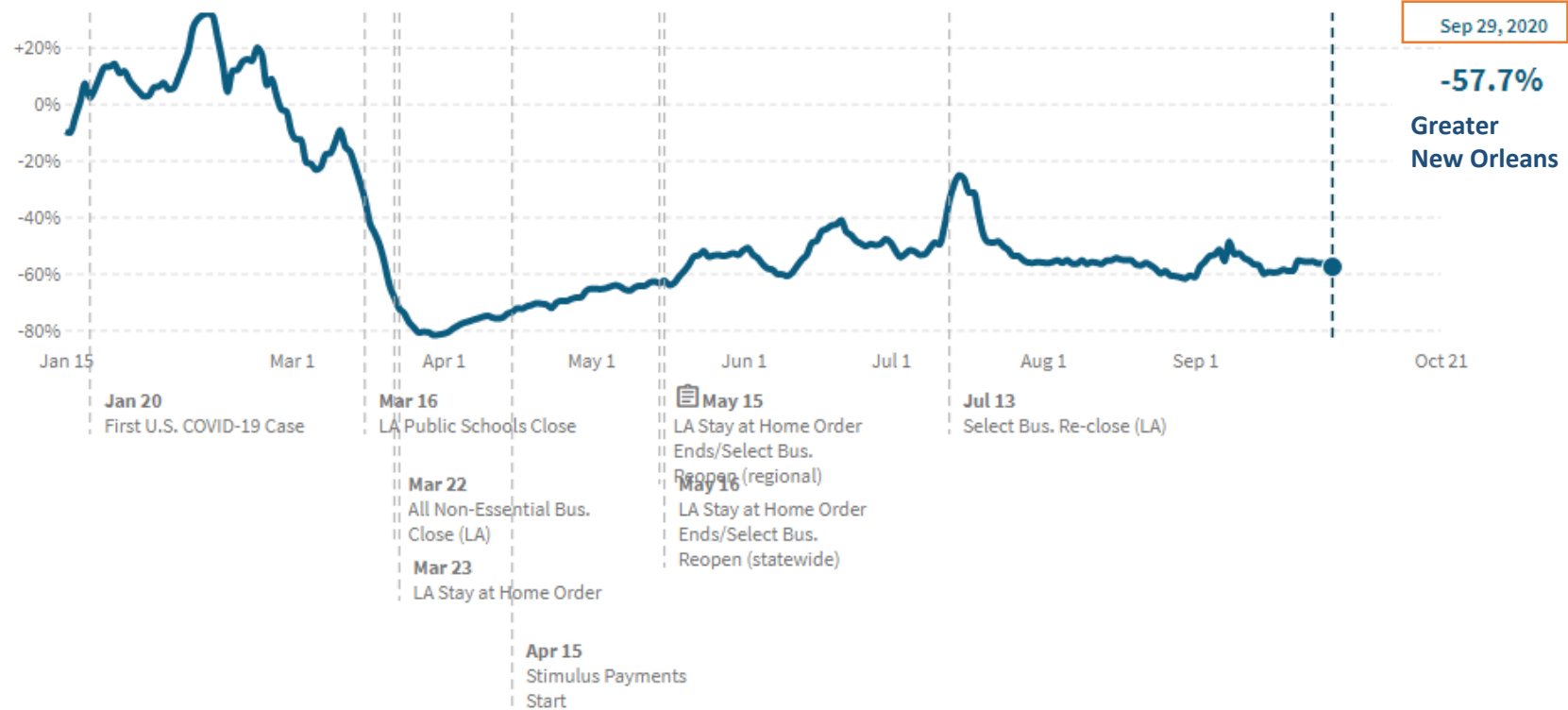


Source: Opportunity Insights Economic Tracker



Changes in Small Business Revenue

- As of September 29, 2020, total small business revenue in Greater New Orleans **decreased by 57.7%** compared to January 2020.
- Small business revenue began to take a dive around the time of the stay-at-home order and has not yet returned to pre-COVID-19 levels.
- The lowest point was March 30, when revenue was at **-81.9%**.

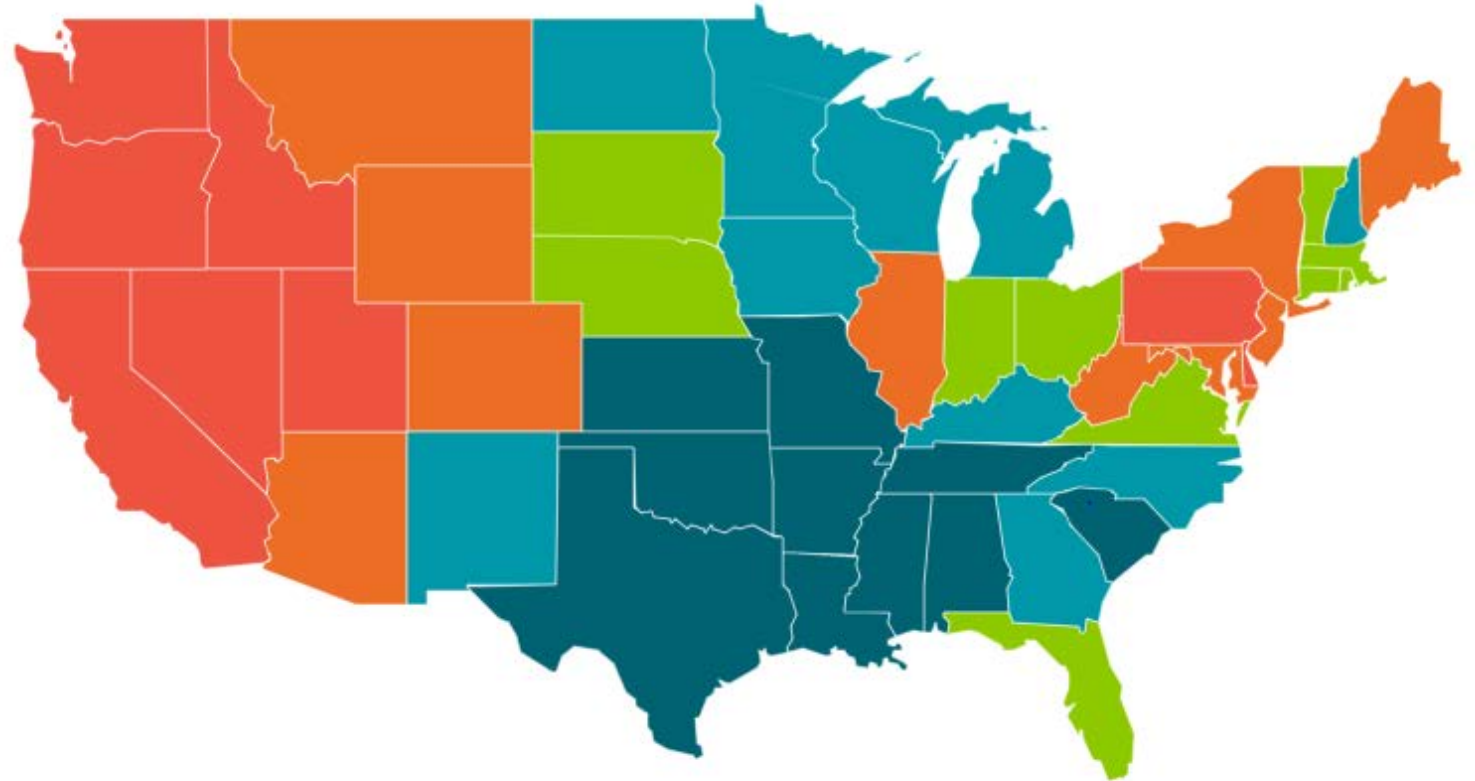


Source: Opportunity Insights Economic Tracker



Gas Prices

- In October 2020, the average fuel price in the U.S. was **\$2.154**.
- In September, prices averaged \$2.185 nationally.
- Nationally, October's prices are down 48.5¢ from the same time in 2019, when they were \$2.639.



Retail Fuel Prices

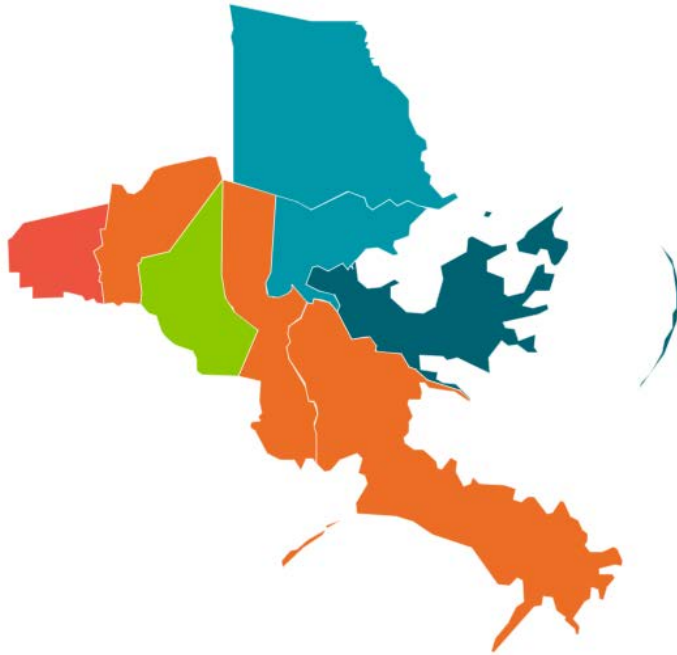


Source: GasBuddy.com



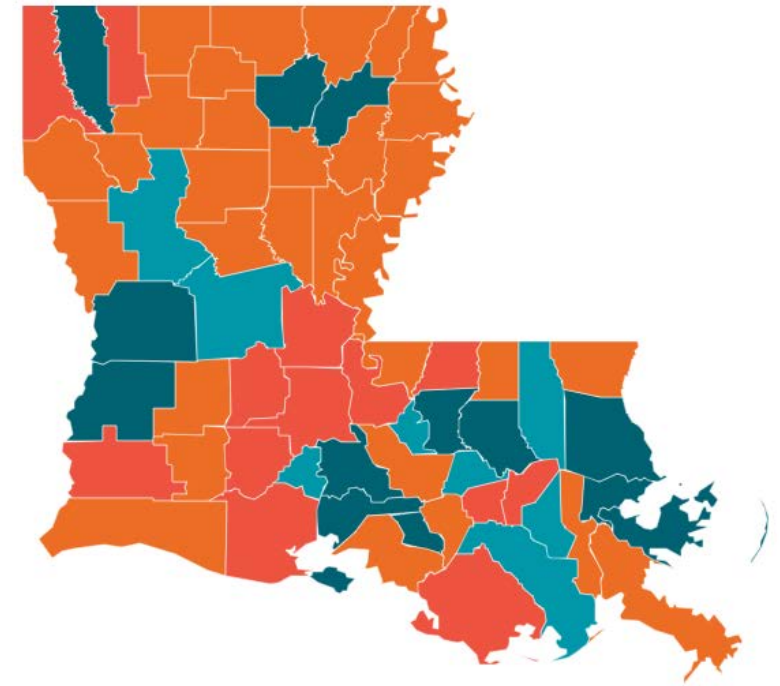
Gas Prices

- In October 2020, St. Tammany's average fuel price was **\$1.824**, one of the lowest prices in the metro, state, and nation.
- In September, prices averaged \$1.828, nearly the same as October.
- October's prices are down 39.8¢ from the same time in 2019, when they were \$2.213.



Retail Fuel Prices

■ 1.802
 ■ 1.824 to 1.827
 ■ 1.848 to 1.861
 ■ 1.861 to 1.865
 ■ 1.919



Retail Fuel Prices

■ 1.728 to 1.835
 ■ 1.845 to 1.861
 ■ 1.861
 ■ 1.861 to 1.863
 ■ 1.865 to 1.959

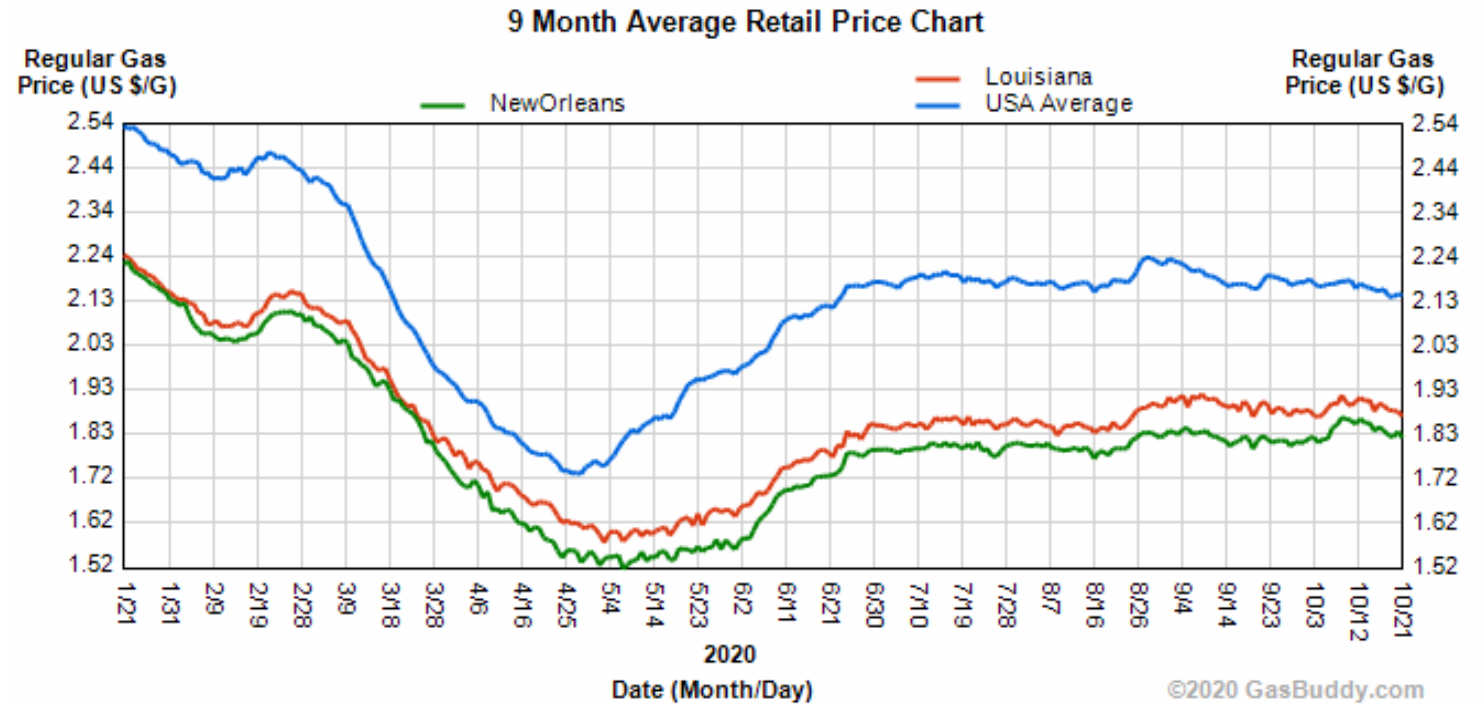


Source: GasBuddy.com



Gas Prices

- The graph to the right shows the average gas prices in the New Orleans metro, state, and nation from mid-January, before we felt the initial effects of the pandemic on our economy, through the nine months that followed.
- Gas prices in the New Orleans metro are consistently lower than the state and nation.
- Nationally, average gas prices have fallen for three consecutive weeks in anticipation of another potential round of stimulus checks for Americans, which could boost the economy and oil demand and help Americans get back to work.



Source: GasBuddy.com



Residential Travel Since Stay-at-Home Order

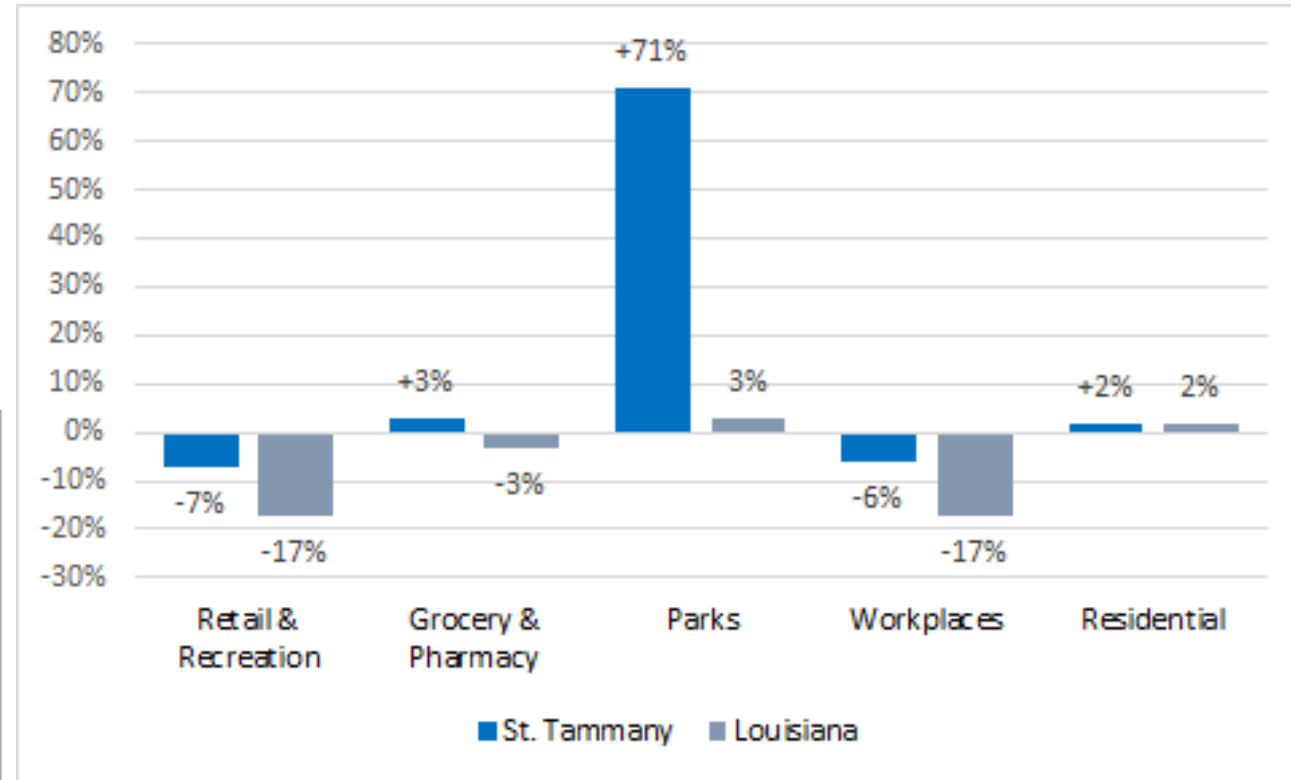
Although the stay-at-home order is no longer in effect, people are still encouraged to limit their travel in order to stay safe.

The purpose of the community mobility report is to give insight into key questions:

- How have travel and mobility in St. Tammany been impacted by the pandemic?
- How well has St. Tammany adhered to the stay-at-home order?
- Where are people going when they aren't going to work, going shopping, or doing leisure/entertainment activities?

Definitions:

- **Retail & Recreation:** places like restaurants, cafes, shopping centers, theme parks, museums, libraries, and movie theaters
- **Grocery & Pharmacy:** places like grocery markets, food warehouses, farmers markets, specialty food shops, drug stores, and pharmacies
- **Parks:** places like national parks, public beaches, marinas, dog parks, plazas, and public gardens
- **Workplaces:** places of work
- **Residential:** places of residence
- Negative percentages indicate reduction in travel



Source: Google | COVID-19 Community Mobility Report – September 2020



Key Takeaways

- St. Tammany surpassed 7,000 cases on October 1 and saw more than 500 new cases in the following three weeks. However, from October 13-21, St. Tammany saw no additional deaths due to COVID-19.
- Weekly initial claims for unemployment insurance continue to taper off, and the unemployment rate is gradually decreasing.
- The economy added back more than 2,800 jobs from July to August, and there are now more jobs than job-seekers. However, there are still more than 5,000 fewer workers in the labor force than there were in 2019.
- Although consumer spending is now up above January 2020 levels, small business revenues continue to struggle to improve.
- Gas prices in St. Tammany are consistently among the lowest in the region, state, and nation.





**ST. TAMMANY
CORPORATION**

The Economic Development Organization for St. Tammany

The **AnalyST**

St. Tammany Corporation's economic research publication



[@StTammanyCorporation](#)



[@StTammanyCorp](#)



[StTammanyCorp.org](#)

Prepared by:
Elizabeth Lee
Research Analyst &
Economic Development Specialist
elee@sttammanycorp.org