

# Snapshot: Impacts of COVID-19 on St. Tammany

*12 graphs that show how St. Tammany has  
been changed by COVID-19*



The AnalyST

*St. Tammany Corporation's economic research publication*

**June 17, 2020**

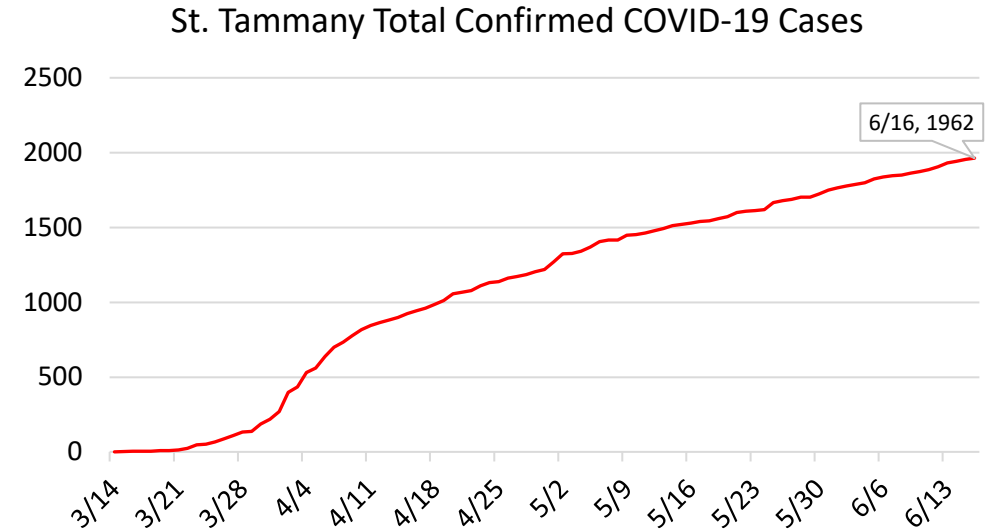
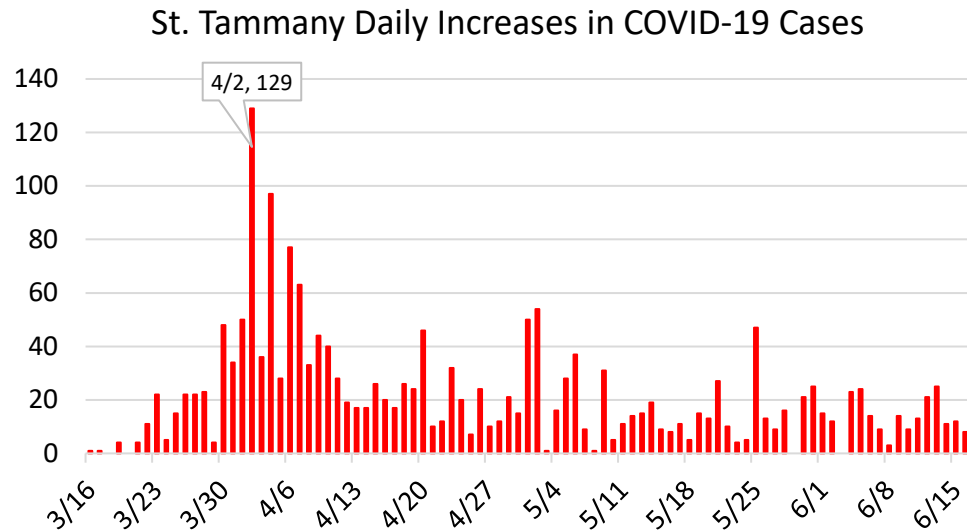


# COVID-19 in St. Tammany

## Cases

As of June 16, 2020:

- **1,962** positive cases
- **28,930** tests administered
- **6.8%** positive test rate



- **754.6** cases per 100,000
- **5<sup>th</sup> highest** number of positive cases in Louisiana

Source: Louisiana Department of Health

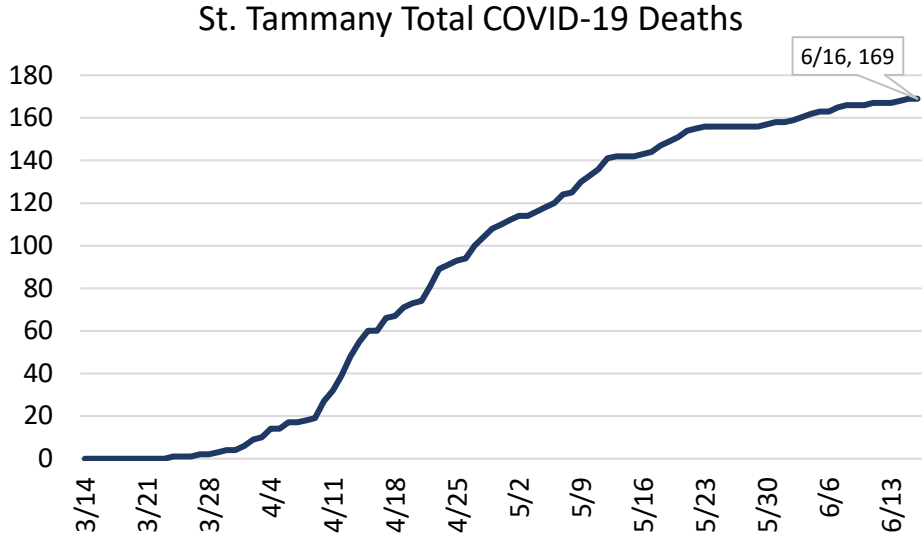
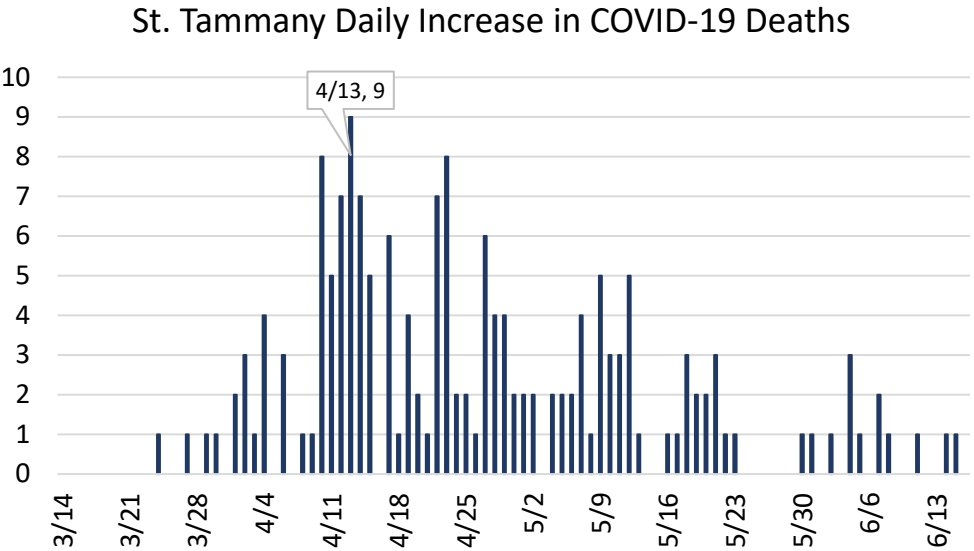


# COVID-19 in St. Tammany

## Mortality

As of June 16, 2020:

- **169** deaths
- **8.6%** mortality rate



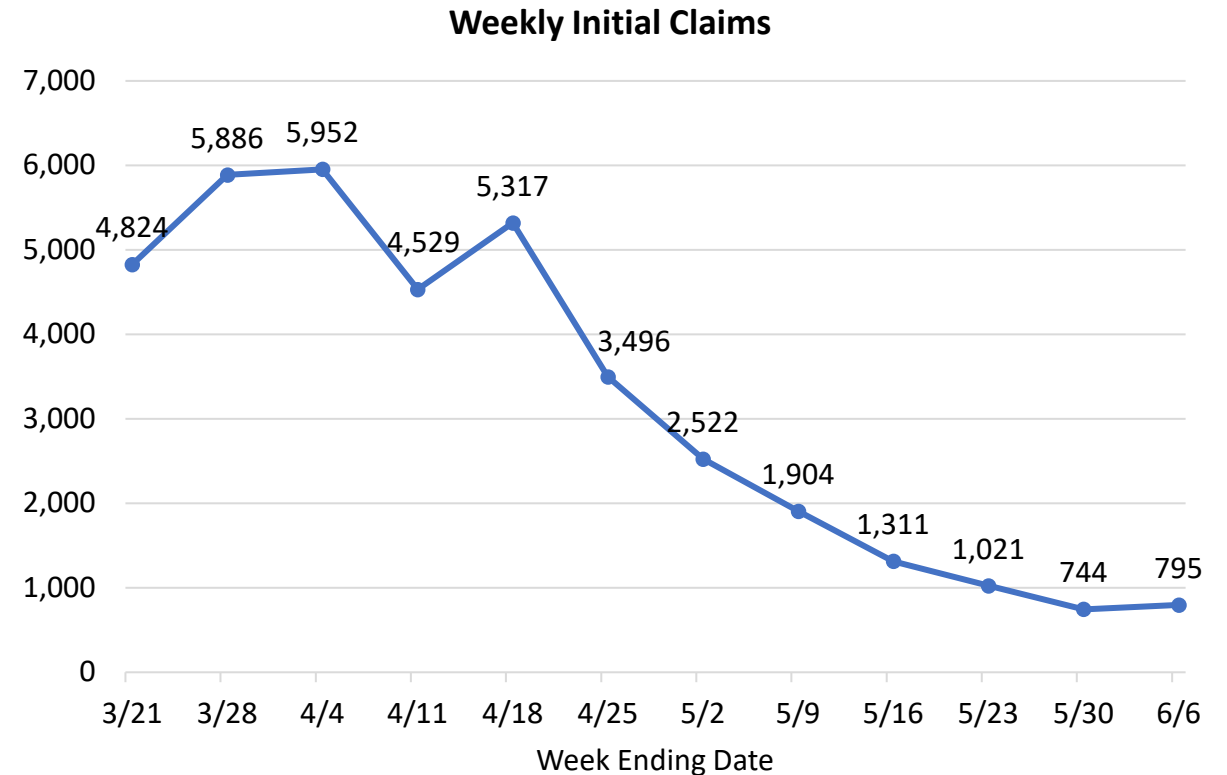
- **5<sup>th</sup> highest** number of COVID-19 deaths in Louisiana

Source: Louisiana Department of Health



# Unemployment Insurance Claims

- Following the highest number of initial claims filed during the week ending on April 4, the number of initial claims per week has continued to decline from mid-April through late May.
- According to data from the Louisiana Workforce Commission, St. Tammany's labor force contracted from 118,851 in April 2019 to 107,599 in April 2020, a difference of **11,252**.
- This could be because many workers who lost their jobs during the pandemic-induced economic downturn are not actively looking for employment and are therefore no longer counted as "unemployed;" they have left the labor force.

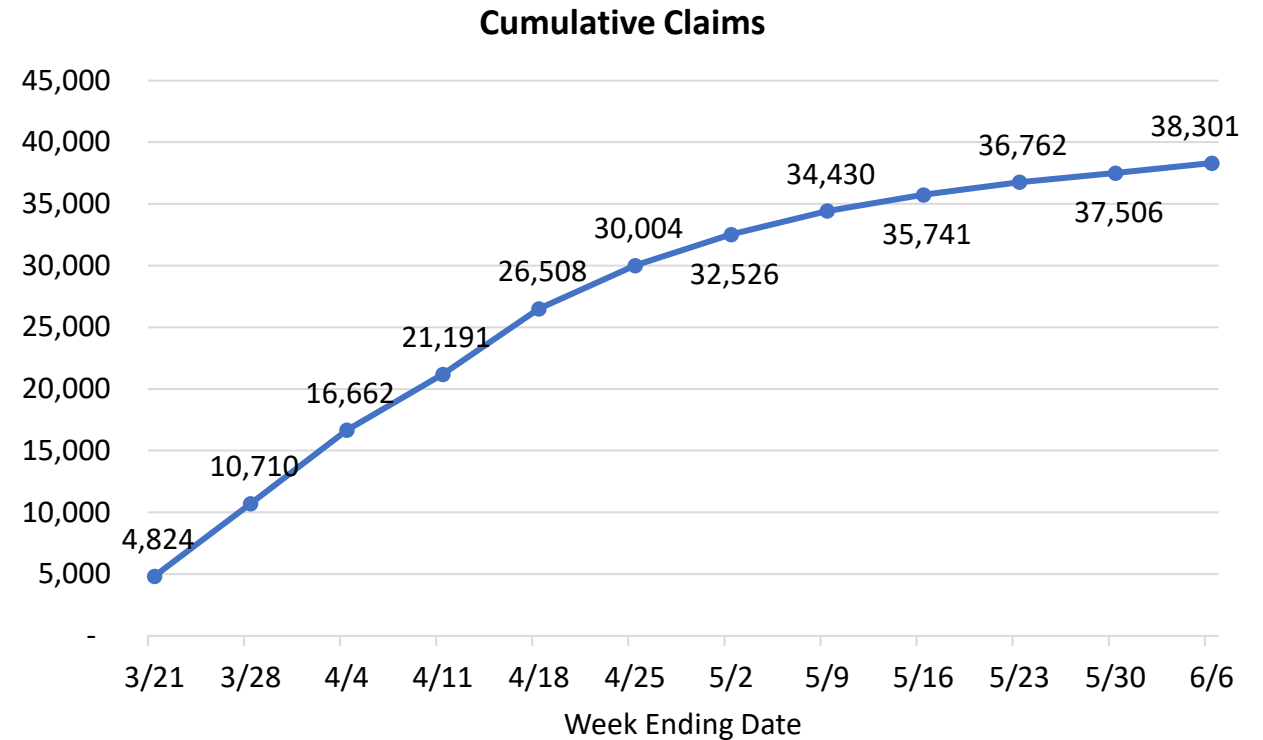


Source: Louisiana Workforce Commission



# Unemployment Insurance Claims

- As demonstrated on the previous page, the number of weekly initial claims has continued to decline, which has led to a flatter curve for the number of total claims filed in St. Tammany.
- **38,301** total initial unemployment insurance claims means that **more than 30%** of the workforce has been unemployed at some point since the stay-at-home order began.
- St. Tammany's total number of initial claims is the **4<sup>th</sup> highest** in the state.
- LWC reported that St. Tammany's unemployment rate was **15.0%** in April, slightly higher than the Louisiana's rate of 14.5% and lower than the Greater New Orleans rate of 18.8%.



Source: Louisiana Workforce Commission

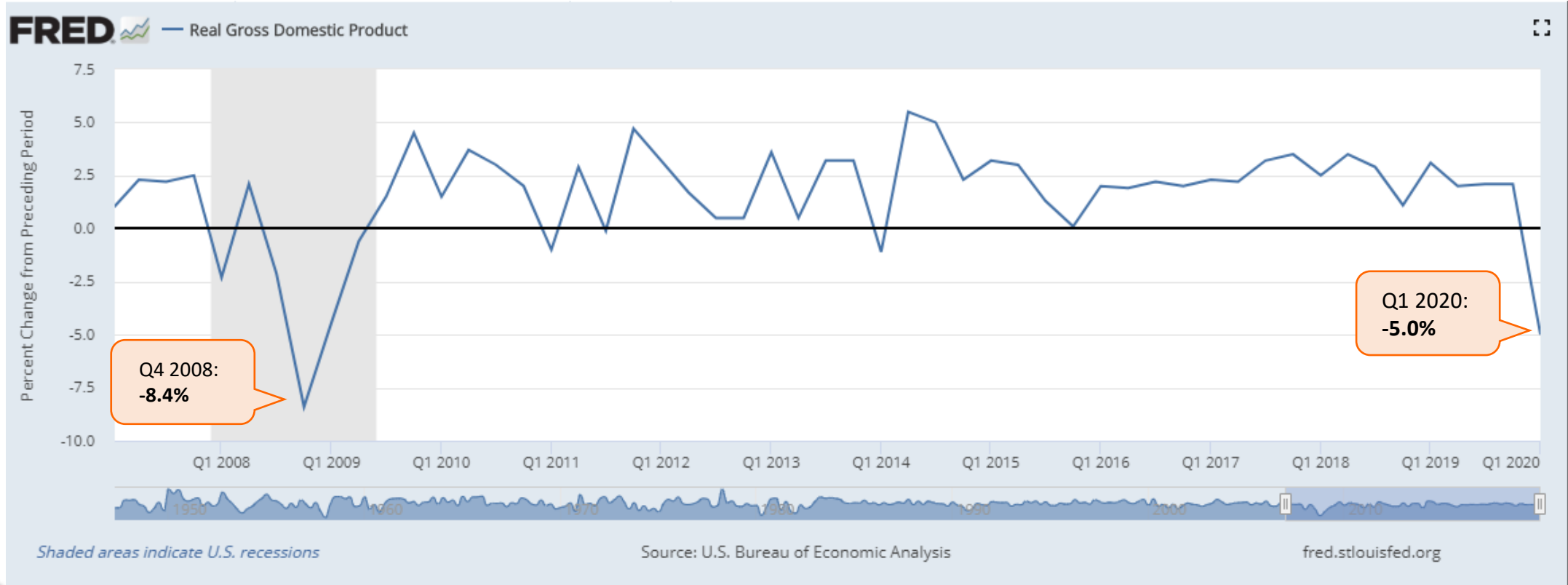


# Declaration of Recession

On June 8, the National Bureau of Economic Research officially declared that the United States economy is in a **recession**.

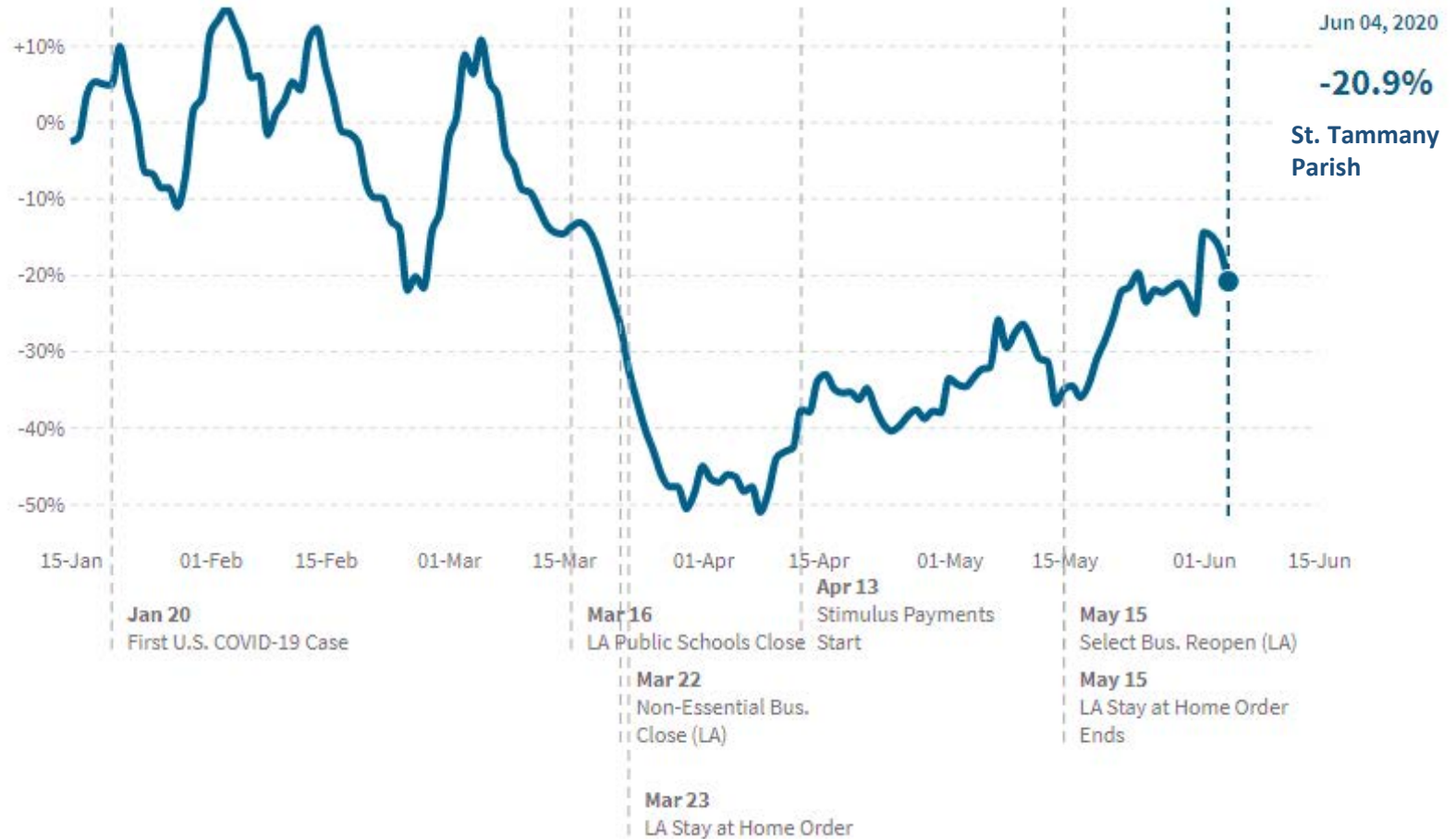
In Q1 2020, US real GDP fell **-5.0%** from the previous quarter, the greatest drop in productivity since Q4 2008.

This decline reflects the response to the spread of COVID-19, as governments issued "stay-at-home" orders in March. This led to **rapid changes in demand**, as businesses and schools switched to remote work or canceled operations, and consumers canceled, restricted, or redirected their spending.



# Changes in Small Business Revenue

- Small business revenue began to take a dive around the time of the stay-at-home order, and while making a slow recovery, has not yet returned to pre-COVID-19 levels.
- As of June 4, 2020, total small business revenue in St. Tammany **decreased by 20.9%** compared to January 2020.
- The lowest point was April 8, when revenue was at **-51.1%**.
- The steepest increase in small business revenue can be seen following the end of the statewide stay-at-home order.

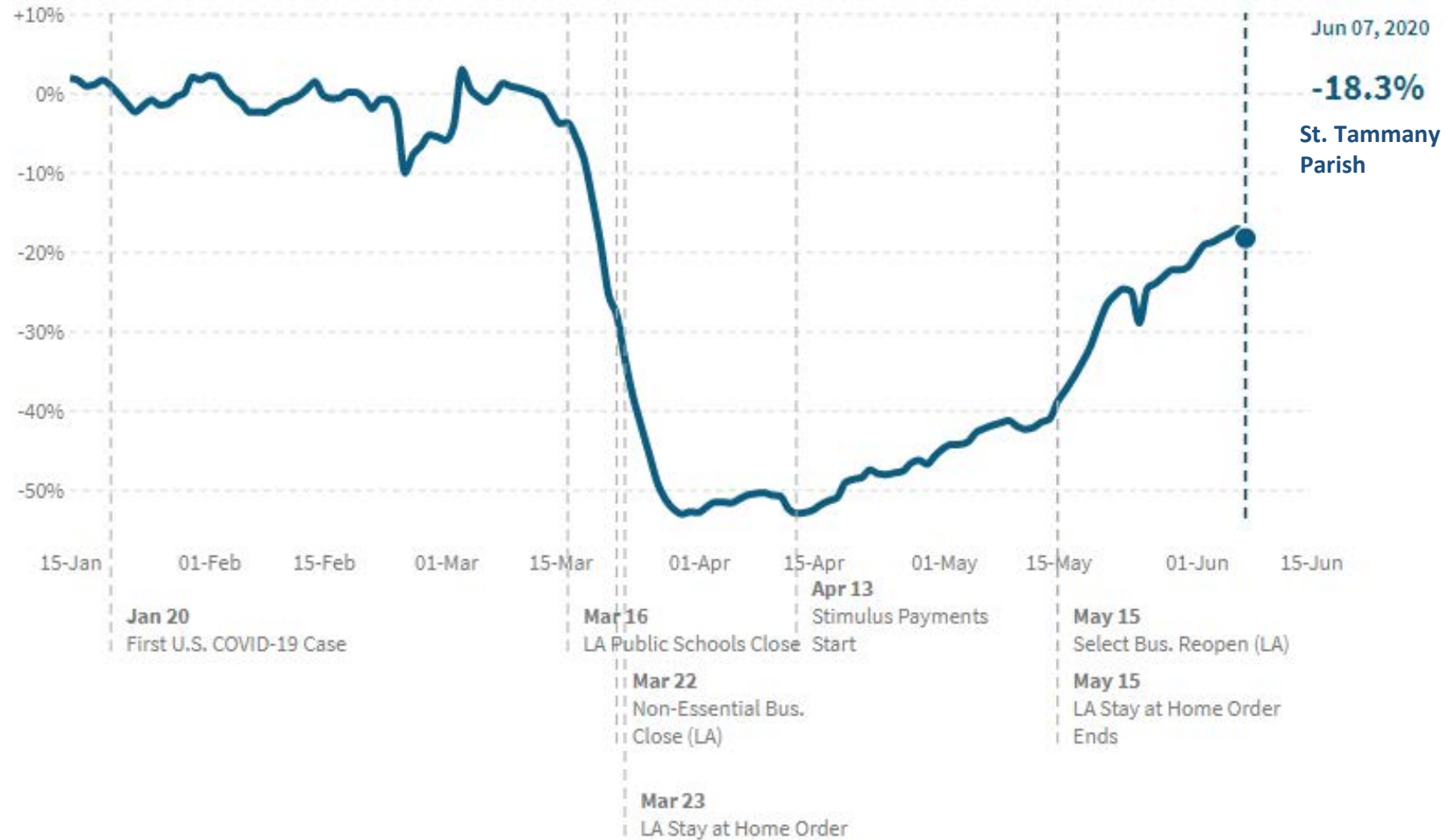


Source: Opportunity Insights Economic Tracker



# Changes in Hours Worked at Small Businesses

- As of June 7, 2020, total hours worked at small businesses in St. Tammany **decreased by 18.3%** compared to January 2020.
- The lowest point was around March 29-April 1, about one week following the stay-at-home order, during which hours worked at small businesses had plummeted to **-53.1%**.
- As more businesses begin to reopen and bring back staff, the number of hours worked at small businesses has begun to rise.



Source: Opportunity Insights Economic Tracker





# Sales Tax Collections

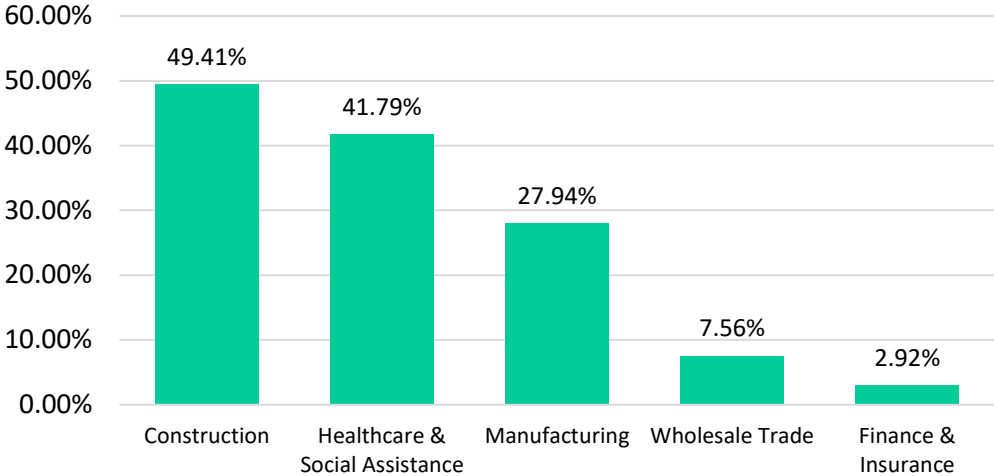
## March 2019 vs. March 2020

The graphs below show the industries that demonstrated the greatest change in sales tax revenue, positive or negative, in March 2020 compared to March 2019.

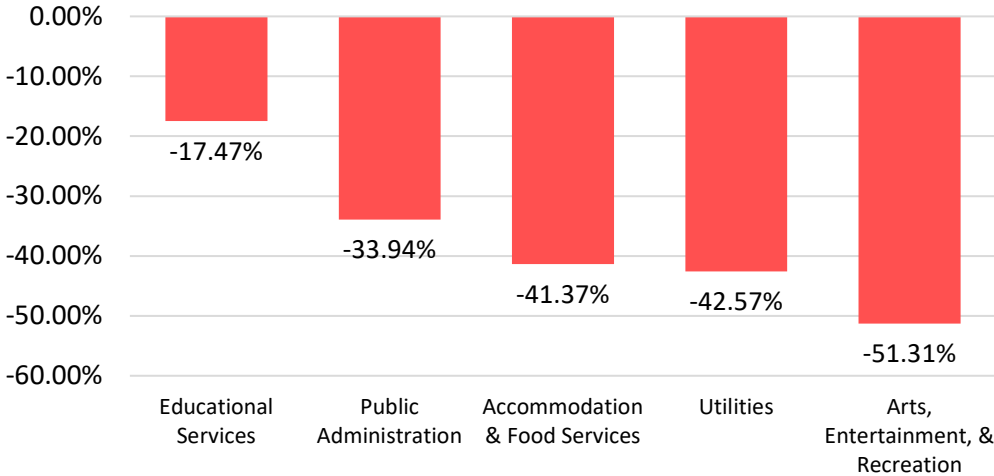
Industries with the least change from March 2019 to March 2020, i.e. those with percent change closest to zero, include Administrative Support & Waste Management Services; Retail Trade; Transportation; and Information.

Note: Sales tax collections occur the month after the sales take place, with disbursements to jurisdictions occurring the month after that. For example, May sales, collected in June, will not be disbursed or reported until July.

Industries with Greatest Growth in Sales Tax Revenue



Industries with Greatest Loss in Sales Tax Revenue



Source: St. Tammany Parish Sheriff's Office



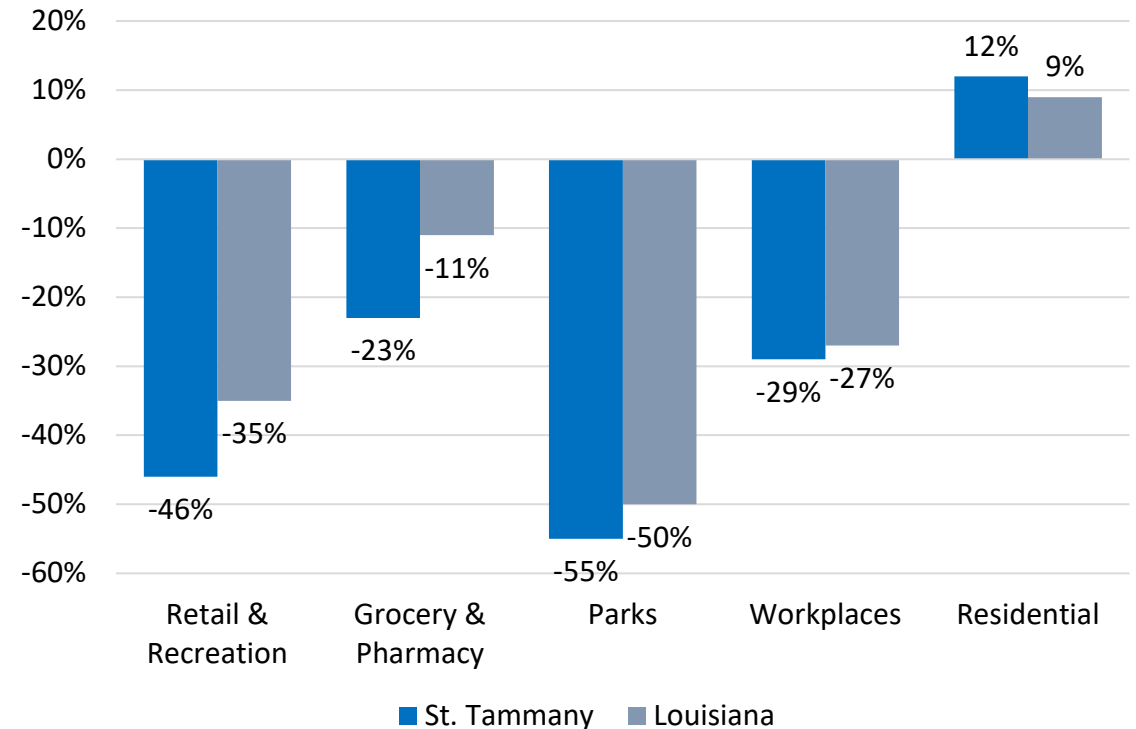
# Residential Travel Since Stay-at-Home Order

The purpose of the community mobility report is to give insight into key questions:

- How have travel and mobility in St. Tammany been impacted by the pandemic?
- How well has St. Tammany adhered to the stay-at-home order?
- Where are people going when they aren't going to work, going shopping, or doing leisure/entertainment activities?

## Definitions:

- **Retail & Recreation:** places like restaurants, cafes, shopping centers, theme parks, museums, libraries, and movie theaters
- **Grocery & Pharmacy:** places like grocery markets, food warehouses, farmers markets, specialty food shops, drug stores, and pharmacies
- **Parks:** places like national parks, public beaches, marinas, dog parks, plazas, and public gardens
- **Workplaces:** places of work
- **Residential:** places of residence
- Negative percentages indicate reduction in travel



Source: Google | COVID-19 Community Mobility Report – June 2020





**ST. TAMMANY  
CORPORATION**

*The Economic Development Organization for St. Tammany*

The **AnalyST**

*St. Tammany Corporation's economic research publication*

 [@StTammanyCorporation](https://www.facebook.com/StTammanyCorporation)

 [@StTammanyCorp](https://twitter.com/StTammanyCorp)

 [StTammanyCorp.org](https://www.StTammanyCorp.org)

Prepared by:  
Elizabeth Lee  
Research Analyst &  
Economic Development Specialist  
[elee@sttammanycorp.org](mailto:elee@sttammanycorp.org)