

Snapshot: Initial Impacts of COVID-19



**ST. TAMMANY
CORPORATION**

The Economic Development Organization for St. Tammany

May 19, 2020

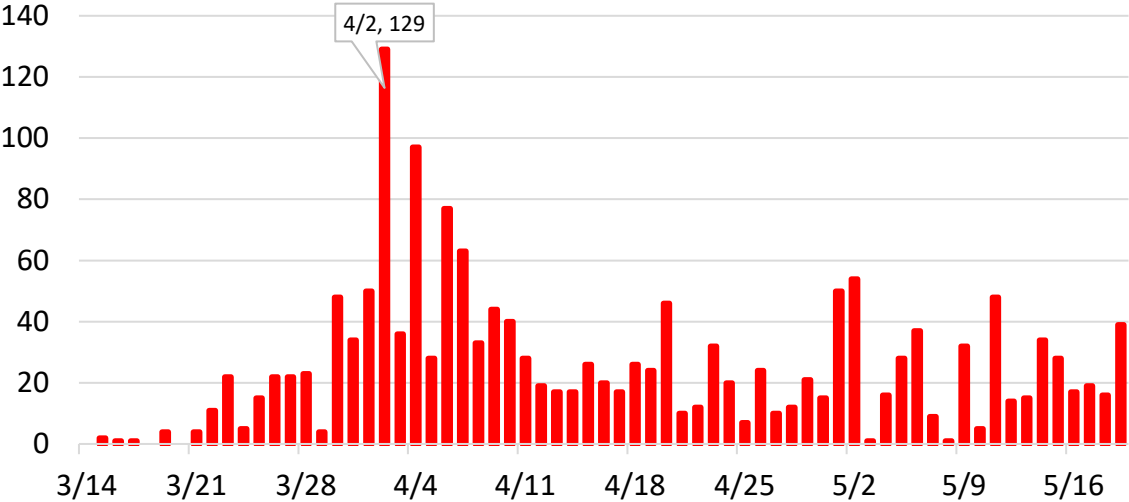


COVID-19 in St. Tammany

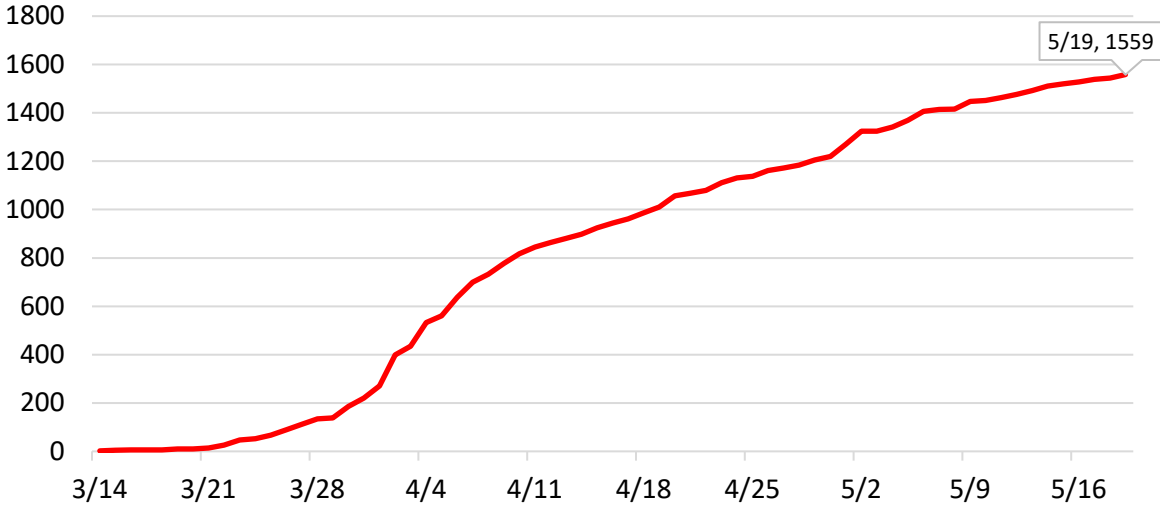
As of May 19, 2020:

- **14,277** tests administered
- **1,559** positive cases
- **149** deaths

St. Tammany Daily Increases in COVID-19 Cases



St. Tammany Total Confirmed COVID-19 Cases



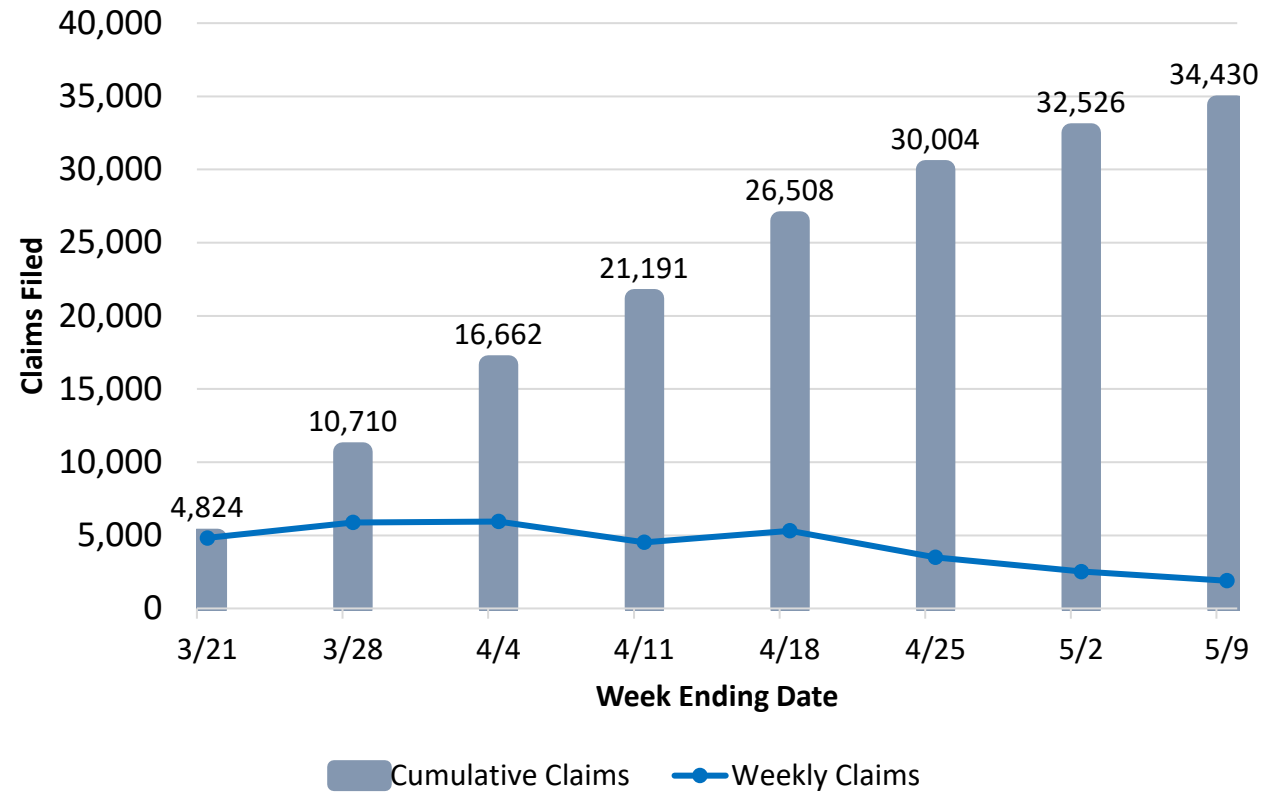
- **5th highest** number of positive cases in Louisiana
- **5th highest** number of COVID-19 deaths in Louisiana

Source: Louisiana Department of Health



Unemployment Insurance Claims

- From March 15 to May 9, a total of **34,430** St. Tammany residents filed for unemployment.
- This number indicates that **more than a quarter** of the workforce is out of work.
- **4th highest** number of UI claims in the state
- UI claims reached their peak during the week of March 30-April 3, with **5,952** claims filed that week.



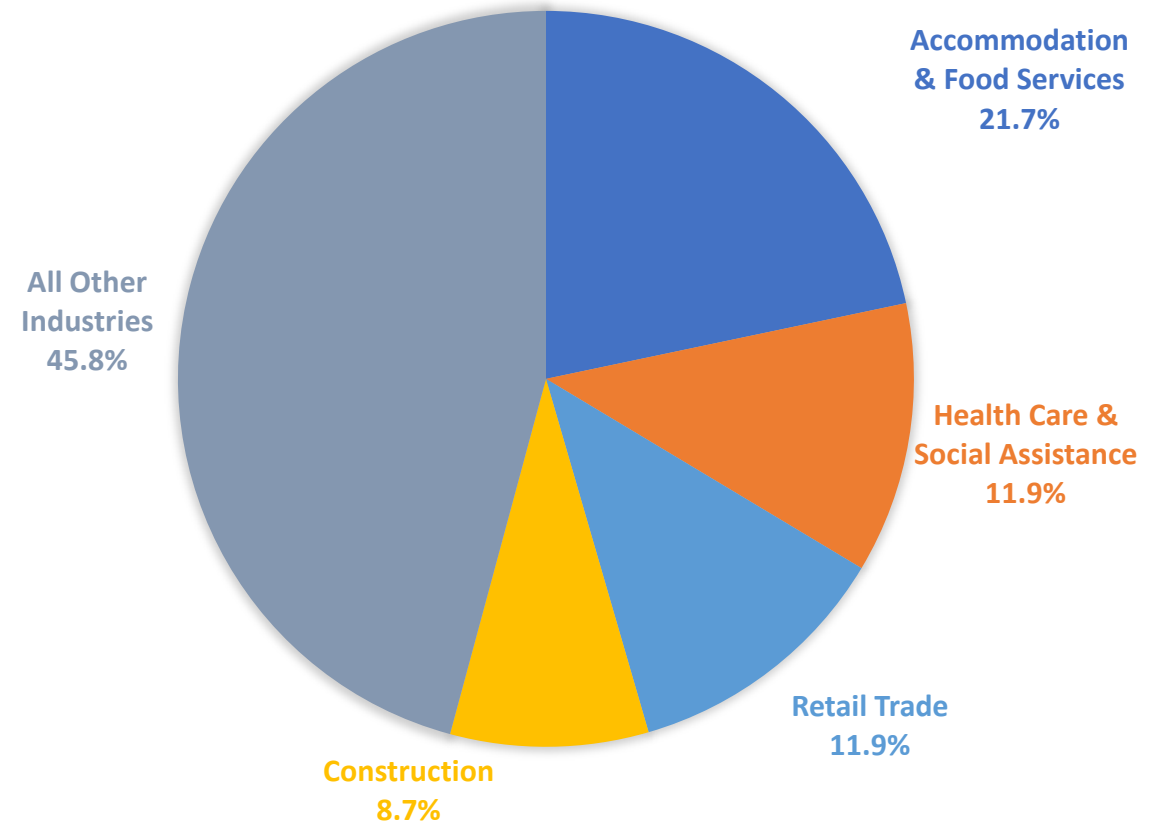
Source: Louisiana Workforce Commission



Unemployment Insurance Claims

Louisiana Statewide UI Claims by Industry

Statewide, the hardest-hit industries in terms of lost jobs have been **Accommodation & Food Service**, representing 21.7% of all claims filed; **Health Care and Social Assistance** (11.9%); **Retail Trade** (11.9%); and **Construction** (8.7%).

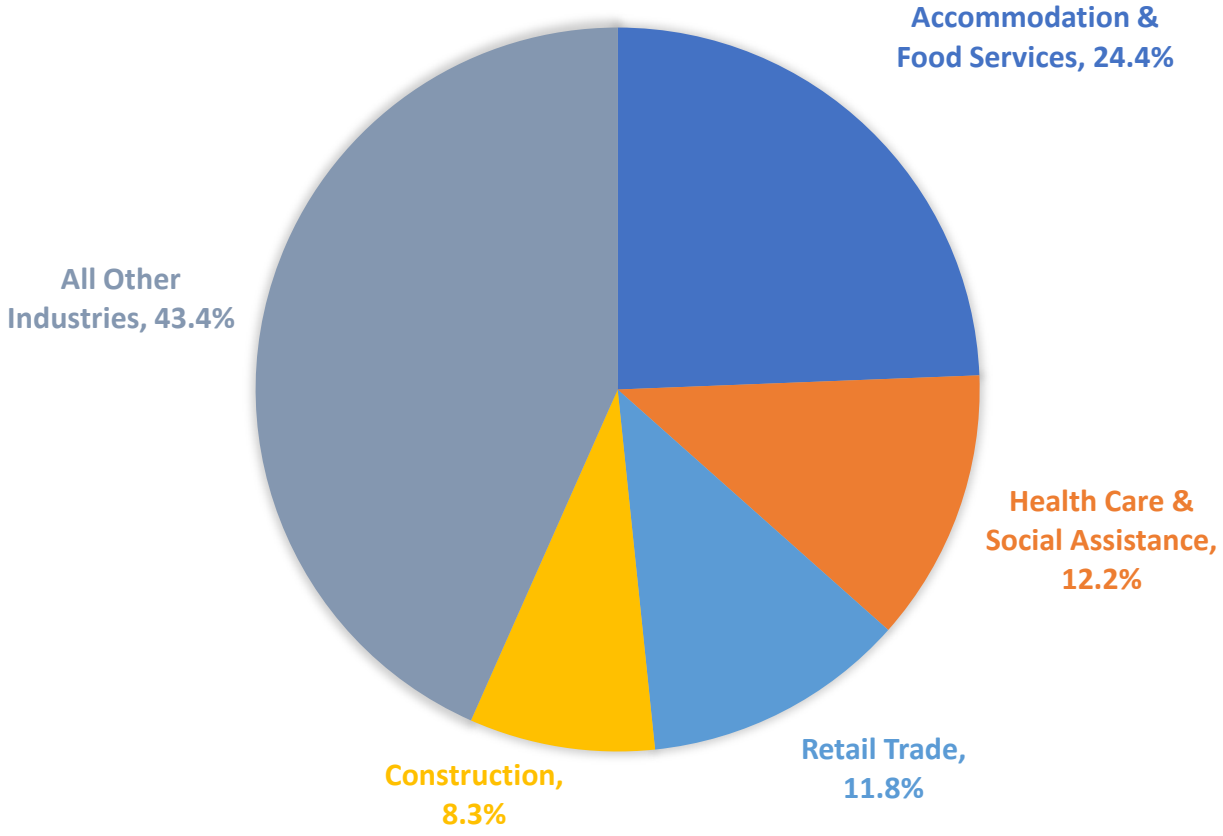


Source: Louisiana Workforce Commission



St. Tammany Economic Makeup

Statewide, the hardest-hit industries during the pandemic, as shown on the previous page, have been proportional to St. Tammany's industrial makeup.

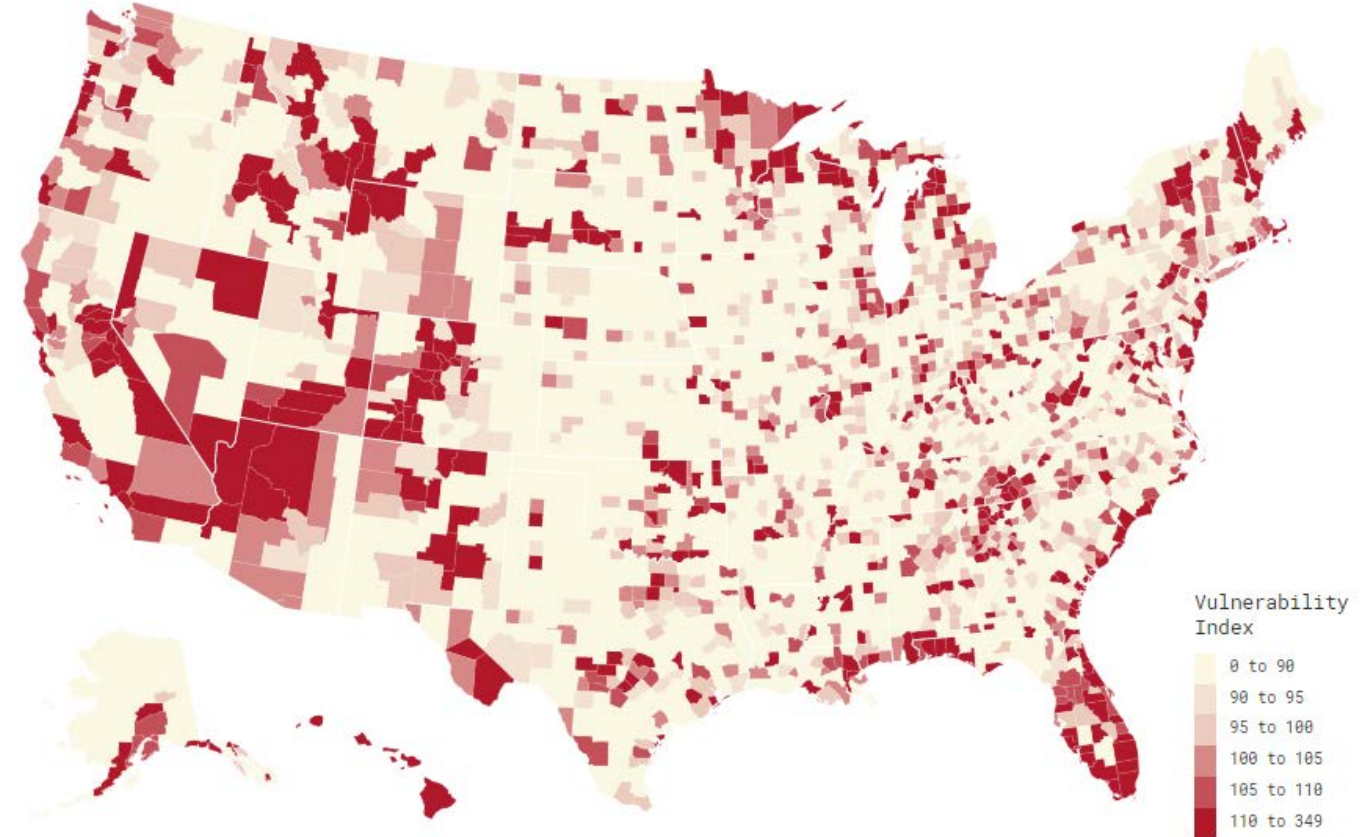


Source: EMSI



COVID-19 Vulnerability Index

- The **Vulnerability Index** is a measurement of the negative impact that the pandemic can have on employment based upon a region's industrial and economic makeup.
- For example, Accommodation & Food Services are projected to lose more jobs as a result of the coronavirus (over half of jobs lost, on average) compared to other industries that are expected to have mild or no job contractions.
 - As shown on the previous page, Accommodation & Food Service jobs make up nearly one quarter of all jobs in St. Tammany.
- The average county Vulnerability Index score is 100, representing the average job loss expected in the United States. Higher scores indicate the degree to which job losses may be greater.
- *St. Tammany's Index score: 117.44 – highly vulnerable*
 - **17.44%** higher than the national average for potential job loss
- *St. Tammany's Ranking: 279th most vulnerable out of 3,141 counties in the U.S.*
 - **Top 10%** most vulnerable counties/county-equivalents

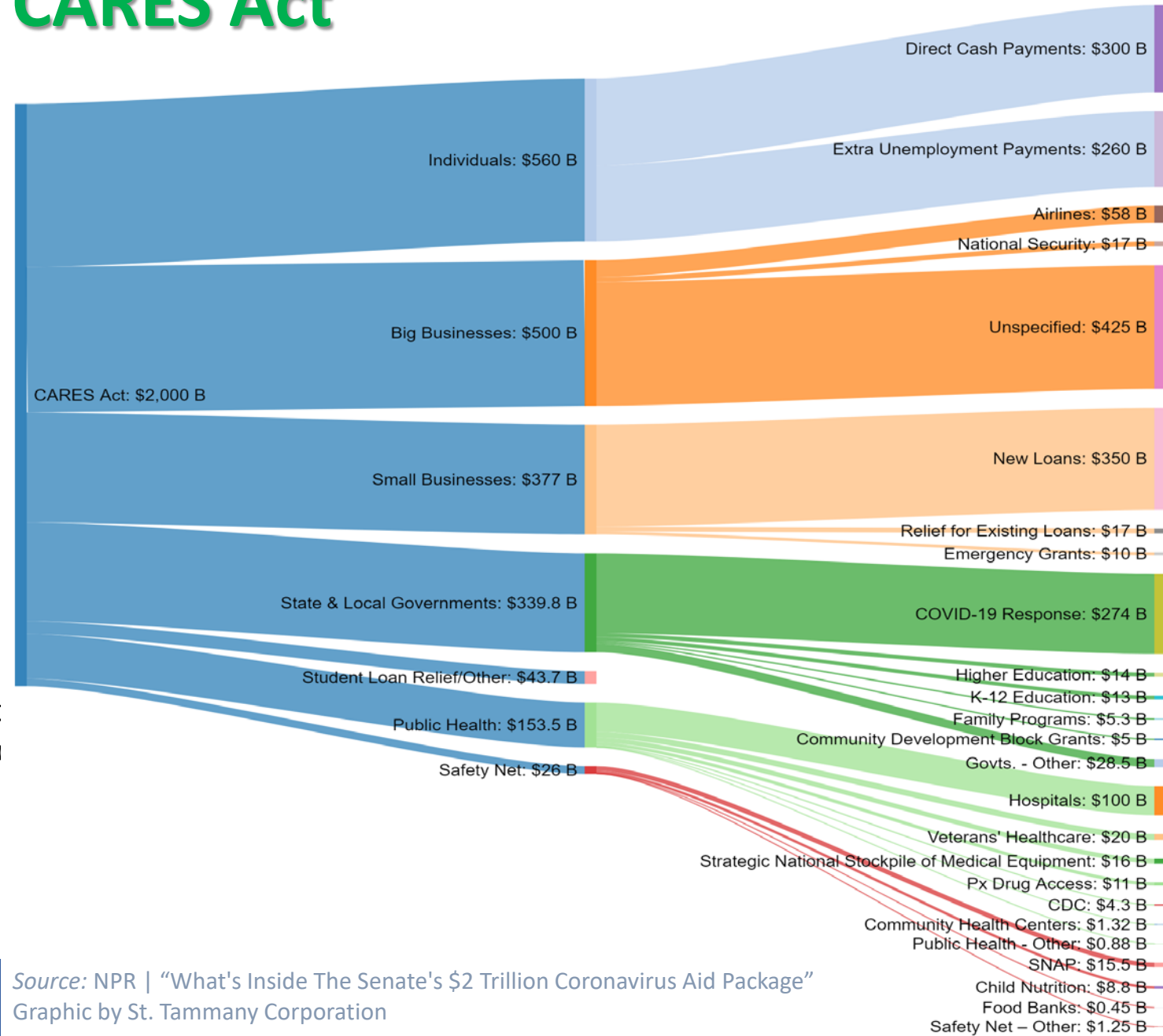


Source: Chmura Economics/JobEQ | COVID-19 Vulnerability Index



CARES Act

- The CARES Act is the largest federal relief package ever passed by Congress, with **\$2 trillion** in stimulus funds distributed across seven main areas, with a second round of funding totaling \$310 billion.
- One of the main tools for helping small businesses, the **Paycheck Protection Program (PPP)**, has resulted in more than **63,000 loans** totaling nearly **\$8 billion** for Louisiana businesses as of May 15.
- Louisiana **ranks 9th** in the nation for approved loans per 10,000 businesses.
- In addition to **\$1200 direct payments** to most Americans, those who are eligible for unemployment benefits receive an **extra \$600 weekly benefit** on top of the amount the individual is entitled to receive under state law.



Source: NPR | "What's Inside The Senate's \$2 Trillion Coronavirus Aid Package"
 Graphic by St. Tammany Corporation



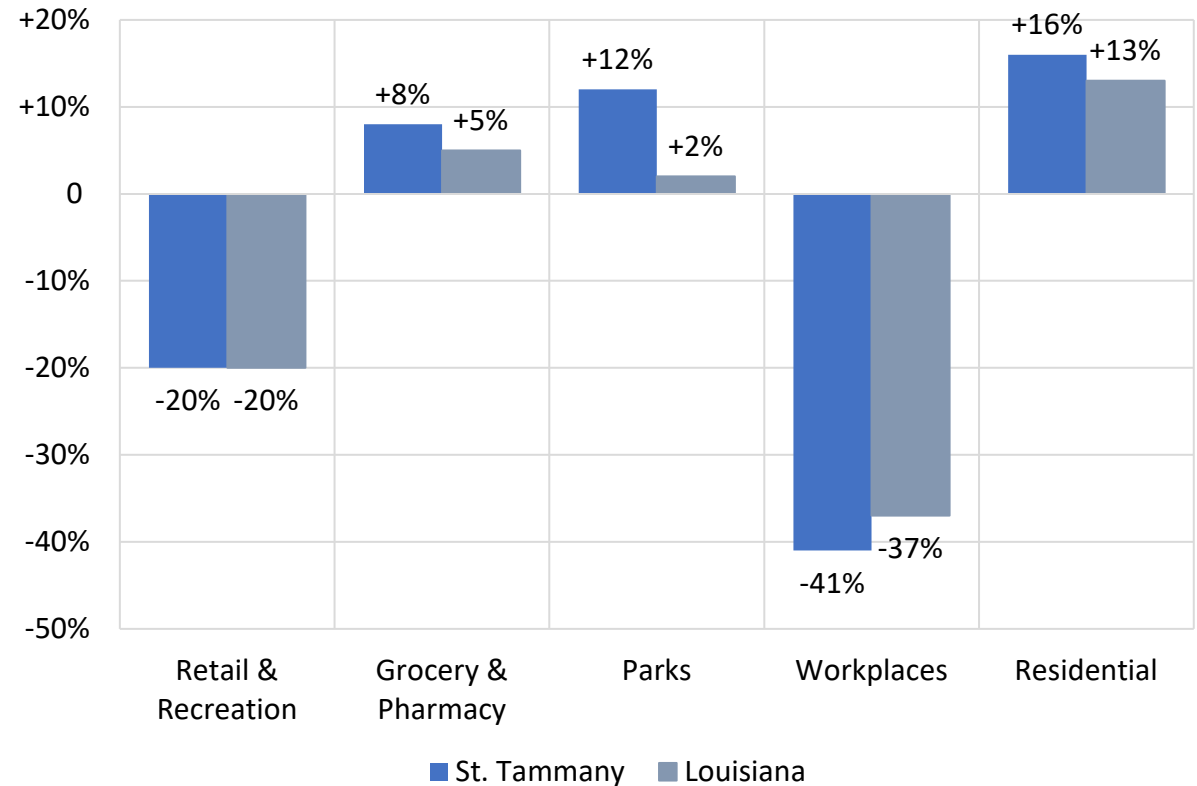
Residential Travel Since Stay-at-Home Order

The purpose of the community mobility report is to give insight into key questions:

- How have travel and mobility in St. Tammany been impacted by the pandemic?
- How well has St. Tammany adhered to the stay-at-home order?
- Where are people going when they aren't going to work, going shopping, or doing leisure/entertainment activities?

Definitions:

- **Retail & Recreation:** places like restaurants, cafes, shopping centers, theme parks, museums, libraries, and movie theaters
- **Grocery & Pharmacy:** places like grocery markets, food warehouses, farmers markets, specialty food shops, drug stores, and pharmacies
- **Parks:** places like national parks, public beaches, marinas, dog parks, plazas, and public gardens
- **Workplaces:** places of work
- **Residential:** places of residence



Source: Google | COVID-19 Community Mobility Report



Economic Impact Planning

Vulnerable Population

- Age and pre-existing social vulnerability, e.g. poverty and chronic health conditions, could be two factors that help provide a basis for potential impacts of the health crisis in our community.
- At least one person with a disability lives in about **10%** of St. Tammany households.
- According to Feeding America, **9.2%** of people in St. Tammany were food insecure before the pandemic and economic downturn.
- 3,334 households, or an estimated **9,000** or more people, do not have reliable transportation.

POVERTY



9,992

Households Below
Poverty Level



7,620

Households Receiving
Food Stamps/SNAP

AT-RISK POPULATION



26,649

Households
With Disability



9,576

Households w/Pop
65+ Living Alone



3,334

Households
Without Vehicle

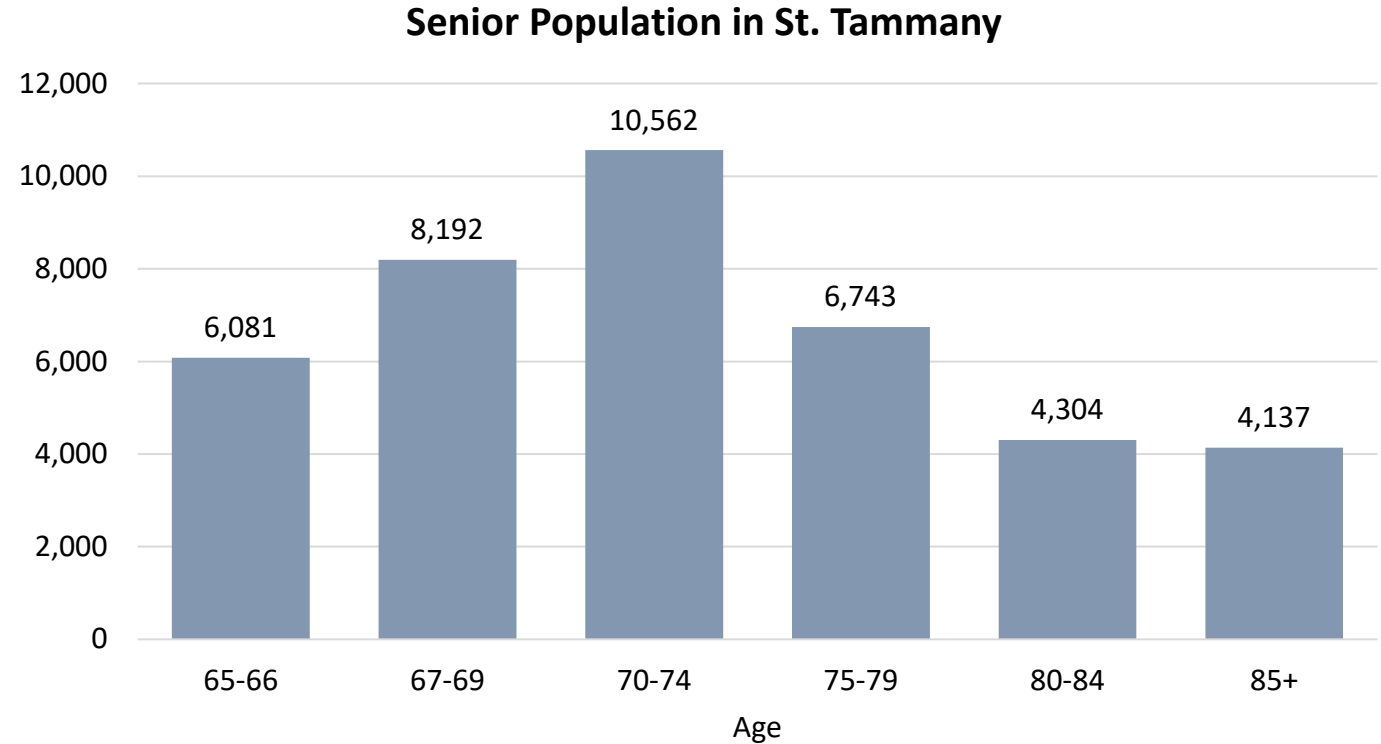
Source: U.S. Census Bureau | American Community Survey



Economic Impact Planning

Over-65 Population

- St. Tammany has about **40,000** senior adult residents, which is **15.9%** of the total population.
- St. Tammany has the **4th highest** over-65 population in the state.
- In Louisiana, the **highest** number of deaths, **1,576**, is in the over-70 age category.
- According to the CDC, **8 out of 10** deaths reported in the U.S. have been adults 65 years old and older.



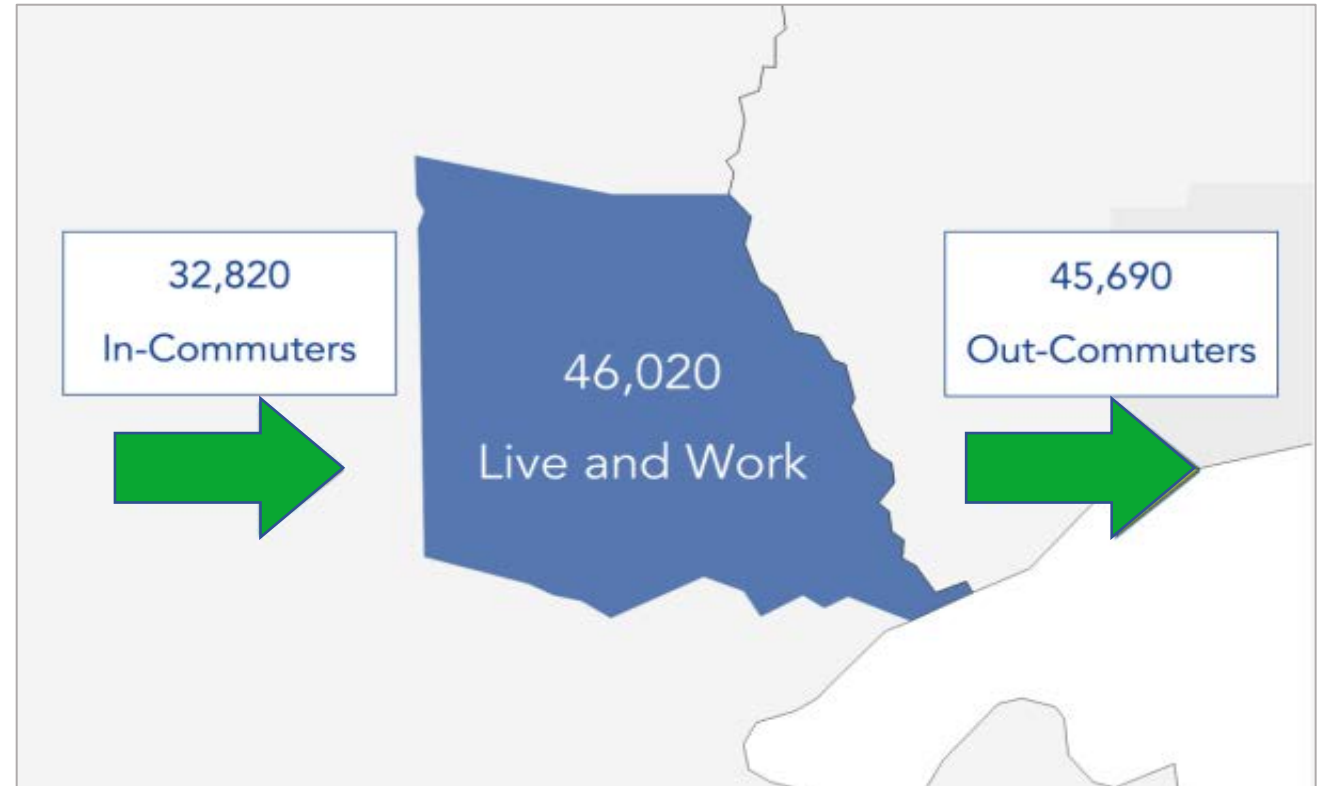
Source: U.S. Census Bureau | American Community Survey



Economic Impact Planning

Commuting Patterns

- St. Tammany's commuting patterns reinforce how important a careful, gradual reopening is to protecting workers and families from infection.
- On a typical day, more than **45,000** St. Tammany residents leave the parish for work and return home, while at the same time, more than **32,000** non-residents commute into the parish for work and return to their homes elsewhere.
- Upon a full return to normal working conditions, the **high mobility** of St. Tammany's residents and workforce could present a challenge in slowing the spread of disease.



Source: U.S. Census Bureau





ST. TAMMANY CORPORATION

The Economic Development Organization for St. Tammany



[@StTammanyCorporation](#)



[@StTammanyCorp](#)



[StTammanyCorp.org](#)

Prepared by:
Elizabeth Lee
Research Analyst &
Economic Development Specialist
elee@sttammanycorp.org